

Virtual Meeting Participation Information:

Dial: 1-253-215-8782 Meeting ID No. 89889710668

Webinar link: <https://us02web.zoom.us/j/89889710668>

Physical Meeting Location:

Pierce Transit Training Center

3720 96th Street SW

Lakewood, WA 98499

Pierce Transit's 45th Year Celebration will be held prior to this meeting at 3:15 p.m.

Call to Order

Roll Call

Flag Salute and Land Acknowledgement

Special Business

1. A Resolution of the Board of Commissioners of Pierce Transit Commemorating Pierce Transit's 45 Years of Public Transportation Service in the South Sound Chair Walker

Presentations

1. Honoring Greg Snyder for Operator of the Month for March 2025 Scott Gaines
Assistant Transportation Manager

Public Comment

Residents wishing to provide comment will be given up to three minutes to comment on transit-related matters regardless of whether it is an agenda item or not. The Chair, at his or her discretion, may reduce the comment time to allow sufficient time for the Board to conduct business.

*To request to speak virtually during public comment, please press the Raise Hand button near the bottom of your Zoom window or press *9 on your phone. If speaking in person, please sign in at the table at the back of the room. Your name or the last four digits of your phone number will be called out when it is your turn to speak. Written comments may also be emailed to Djacobson@piercetransit.org.*

Public Hearing

Residents wishing to provide comments during public hearing will be given up to three minutes to comment on the public hearing topic(s). The Chair, at his or her discretion, may reduce the comment time to allow sufficient time for the Board to conduct business.

*To request to speak virtually during public comment, please press the Raise Hand button near the bottom of your Zoom window or press *9 on your phone. If speaking in person, please sign in at the table at the back of the room. Your name or the last four digits of your phone number will be called out when it is your turn to speak. Written comments may also be emailed to Djacobson@piercetransit.org.*

1. Title VI Service Equity Analysis - Route 101 Gig Harbor Trolley Route Silas Read
Planner

Consent Agenda

(Items listed below were distributed to commissioners in advance for reading and study and are enacted with one motion. Item(s) may be moved to the Action Agenda at the request of a commissioner.)

1. Approval of Vouchers: March 1-31, 2025
2. Approval of Minutes: March 10, 2025, regular board meeting
3. 2025 Q1 Report of Contracts Executed Over \$100,000 and Sole Source Contracts Over \$10,000

Action Agenda

1. FS 2025-016, Authority to Increase Contract No. 1750 with Via Transportation, Inc., to Continue to Provide Runner On-Demand Microtransit Transportation Services in Puyallup, Spanaway, Tideflats, Ruston, and Gig Harbor Sarah Streiffert
Specialized Transportation Admin.

Staff Updates

1. CEO's Report Mike Griffus
Chief Executive Officer
2. Hardship Assistance Response Team (HART) Program Rodney Chandler
Emergency Management Administrator

Informational Items

1. Chair Report Chair Walker
2. Sound Transit Update Commissioner Mello
3. Puget Sound Regional Council Transportation Policy Board Update Commissioner Fagundes
&
Chair Walker
4. Committee Chair Reports
5. Commissioners' Comments

Executive Session – None Scheduled

Adjournment

Handouts: 2024 Preliminary End Year Financial Report

Pierce Transit does not discriminate on the basis of disability in any of its programs, activities, or services. To request this information in an alternative format or to request a reasonable accommodation, please contact the Clerk's Office at 253.581.8066, before 4:00 p.m., no later than the Thursday preceding the Board meeting.

RESOLUTION NO. 2025-006

1 A RESOLUTION of the Board of Commissioners of Pierce Transit Commemorating Pierce Transit's
2 45 Years of Public Transportation Service in the South Sound
3

4 WHEREAS, Pierce Transit has served as the South Sound's primary, locally-based public transportation
5 system since 1980, serving the cities and towns in the Public Transportation Benefit Area for 45 years; and

6 WHEREAS, Pierce Transit provides an essential service to the community and has provided more than
7 473 million bus trips since service began in 1980, connecting residents of our communities with important
8 destinations such as work, school, medical appointments, everyday errands, and social and community
9 events; and

10 WHEREAS, Pierce Transit provides an important life line to individuals who qualify for paratransit
11 service under the Americans Disability Act, and since 1980 has provided approximately 16 million trips to
12 community members who depend on this service to transport them to doctor appointments, grocery stores,
13 and social events; and

14 WHEREAS, Pierce Transit has provided more than 24 million Rideshare trips connecting thousands of
15 employees from both large and small employers across the region with a time and cost savings alternative to
16 driving alone; and

17 WHEREAS, Pierce Transit has been an important community partner in providing special
18 transportation to community-based events, such as the Washington State Fair, the Taste of Tacoma, and other
19 tailored transportation services designed to support seasonal community events and economic vitality to
20 communities and social hubs; and

21 WHEREAS, Pierce Transit has been a leader in providing clean, environmentally-friendly transportation
22 by being among the first in the nation to convert most of its fleet to Compressed Natural Gas and the first in
23 the South Sound to diversity its fleet with electric buses; and

24 WHEREAS, Pierce Transit continues to utilize technology that contributes to the health of our
25 environment and has demonstrated this commitment by diversifying its fleet with all-electric buses; and

26 WHEREAS, Pierce Transit is proud to be a major employer in the South Sound, providing almost 1,000
27 excellent, family-wage jobs and a work environment that fosters and promotes diversity, personal growth,
28 and community service; and

29 WHEREAS, It has been an honor to serve the residents of the South Sound over the last 45 years; and



**PIERCE TRANSIT
NOTICE OF PUBLIC HEARING
TITLE VI SERVICE EQUITY ANALYSIS ROUTE 101 GIG HARBOR TROLLEY ROUTE
MODIFICATION**

A public hearing will be held as part of the Board of Commissioners Regular Meeting on Monday, April 14, 2025. The Board meeting begins at 4:00 PM and members of the public may attend the meeting in person or virtually through Zoom.

The purpose of this hearing is to receive public comment on a modification to Route 101. Pierce Transit is able to operate the route on Thursdays, Saturdays, and Sundays from June 7 – August 28, 2025. This route change allows Pierce Transit to operate at a 30-minute frequency. Sunday service is also added to the seasonal schedule for 2025. Per Pierce Transit Code 1.60.010(A), all major service changes are subject to an equity analysis which includes evaluation of adverse effects on minority and low-income populations.

The Board of Commissioners will consider the findings of a Title VI Service Equity Analysis and consider the reduced service miles at their April 14, 2025, meeting.

The Title VI Service Equity Analysis for Route 101 Service Reduction may be viewed on the Agency's website at <https://www.piercetransit.org/documents/>.

Details on how to attend this hearing in person or virtually can be found on the April 14, 2025, Pierce Transit Board of Commissioners meeting agenda page by visiting <https://piercetransit.org/board-of-commissioners/#board-meetings> after April 9, 2025. Those wishing to submit written comments may send comments to Silas Read, Planner, via email at planning@piercetransit.org, or via mail at 3701 96th Street SW, Lakewood, WA 98499. Written comments will be received up to 5:00 PM April 23, 2025.

American Disability Act (ADA) accommodations are available with a 72-hour notice. Please contact the Clerk's office at (253) 581-8066, or Djacobson@piercetransit.org for special accommodations.

Dated this 2nd day of April 2025.

Deanne Jacobson
Clerk of the Board

Published in the Tacoma Daily Index and Tacoma News Tribune on Thursday, April 3, 2025.



Pierce Transit

Connecting you with life



Route 101 Seasonal Service

Waterfront Connector / Trolley

Route 101 - 2025

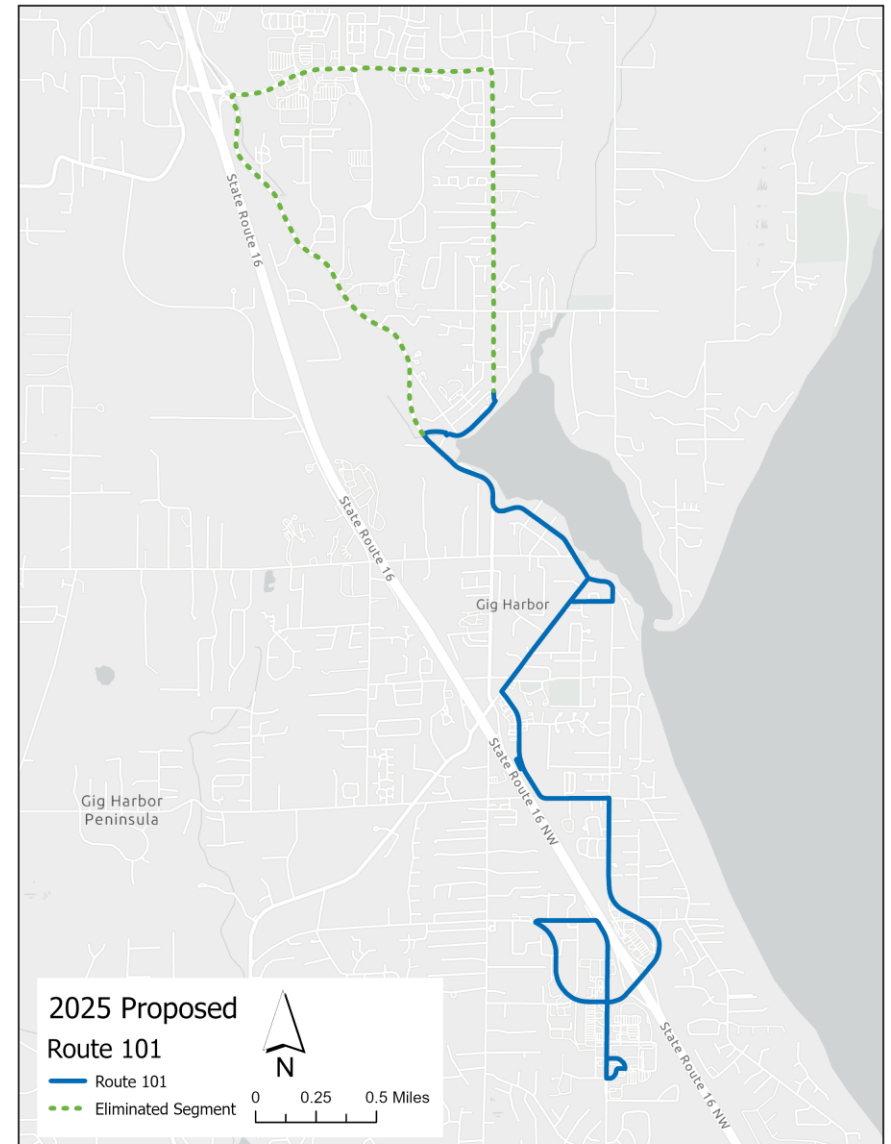
“Waterfront Connector”

Challenges:

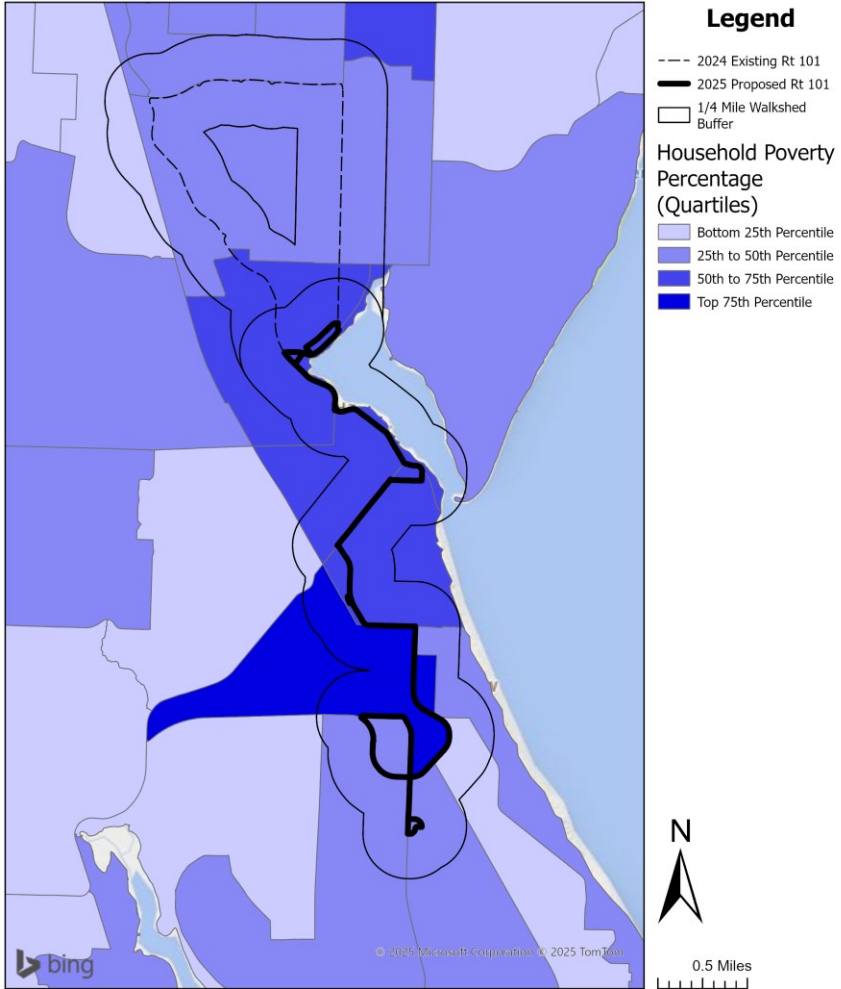
- Trolley vehicles not available this year
- Partners asked for increased frequency

Updates:

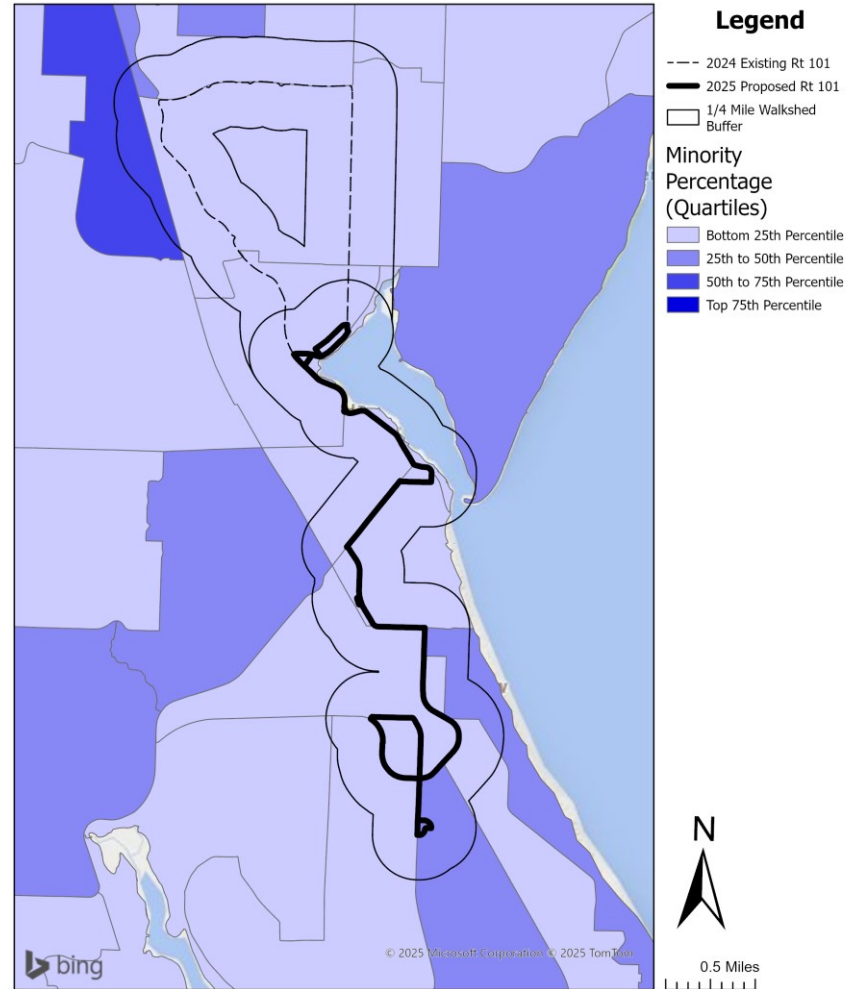
- Service to run June 7 – August 28
- Thursdays, Saturdays, and Sundays
- Adequate service hours for 30-minute frequency
- Change requires Title VI Analysis



Household Poverty relative to System Average - Route 101



Minority Population relative to System Average - Route 101



Overview

Title VI Analysis

Changes to route are below threshold for Disparate Impact and Disproportionate Burden

	Percent Households Below Poverty Level	Percent Minority Population
Existing Route 101 (2024)	6.9%	16.3%
Proposed Route 101 (2025)	8.0%	14.0%
Difference	1.1%	-2.3%
System Average	9.3%	41.3%

Next Steps

Public Hearing
April 14



Board Action
May 12



Seasonal Waterfront Connector
June 7 – August 28



Pierce Transit

Title VI Service Equity Analysis

Pursuant to FTA Circular 4702.1B

Gig Harbor Seasonal Service

March 2025

Pierce Transit – Planning & Scheduling Dept.

PIERCE TRANSIT TITLE VI SERVICE EQUITY ANALYSIS

TABLE OF CONTENTS

1	INTRODUCTION	1
2	BACKGROUND	1
2.1	Action	1
2.2	Outreach and Decision-making.....	5
3	TITLE VI POLICIES & DEFINITIONS.....	6
3.1	PIERCE TRANSIT MAJOR SERVICE CHANGE POLICY	6
3.2	PIERCE TRANSIT DISPARATE IMPACT POLICY	6
3.3	PIERCE TRANSIT DISPROPORTIONATE BURDEN POLICY	7
4	METHODOLOGY	8
5	EFFECTS OF PROPOSED SERVICE CHANGE ON LOW-INCOME AND MINORITY POPULATIONS	9
5.1	Impact of Service Change on Low-Income and Minority Populations	9
5.2	Disparate Impact Analysis	12
5.3	Disproportionate Burden Analysis	12

PIERCE TRANSIT TITLE VI SERVICE EQUITY ANALYSIS

1 INTRODUCTION

Title VI of the Civil Rights Act of 1964 prohibits discrimination on the basis of race, color, or national origin in programs and activities receiving Federal financial assistance. This analysis was conducted in compliance with Federal Transit Administration (FTA) Circular 4702.1B, which requires any FTA recipient serving a population of 200,000 or greater to evaluate any fare change and any major service change at the planning and programming stages to determine whether those changes have a discriminatory impact. This document is a Title VI analysis of changes to Route 101 seasonal service in Gig Harbor.

2 BACKGROUND

- In 2013 Pierce Transit operated a successful demonstration service of the Gig Harbor Trolley (Figure 2-1).
- In 2014 Pierce Transit began operating the seasonal Gig Harbor Trolley service as Route 101. The service typically ran from late May/early June through Labor Day between Uptown and Downtown.
- In 2015 the route was expanded with an out-and-back leg along Peacock Hill Avenue with a turnaround at Borgen Boulevard and an additional one-way loop via Olympic Drive (Figure 2-1).
- In 2018 the route was modified to loop north along Burnham Drive, east along Borgen Boulevard, and then back south to the Waterfront along Peacock Hill Avenue (Figure 2-1).
- In 2020 the seasonal Gig Harbor Trolley service was paused due to the Covid-19 pandemic.
- In 2021 seasonal service resumed but experienced reduced ridership, which continued to trend downward the following years. Operator shortages necessitated reduced operating hours and frequency of the service.
- In 2024, seasonal service operated on Thursdays and Saturdays. The trolley vehicles were taken out of service after the 2024 season due to maintenance concerns. New trolley vehicles are not available for the 2025 season.
- In 2024 and 2025, Pierce Transit met with representatives from City of Gig Harbor, Gig Harbor Chamber of Commerce, and Waterfront Farmers Market (stakeholders) and discussed potential options given the decreased ridership, vehicle and service limitations, and other barriers to ridership. Pierce Transit initially identified that service could operate at a 1-hour frequency with the 2018-2024 route configuration.
- These stakeholders recommended increased service frequency and identified desired key destinations along the route.

2.1 Action

- Based on stakeholders' recommendations for increased frequency and key destinations, Pierce Transit intends to remove the northern segment from the route for the 2025 summer service (Figure 2-2). This route is substantially similar to the original 2014 route.
- Pierce Transit will apply the travel time savings from the reduced service miles to operate Route 101 at a 30-minute frequency.
- Because the resulting service will reduce the miles of Route 101 by 28%, a Title VI Major Service Change analysis is required.
- Passengers riding from stops along Peacock Hill and Borgen Boulevard will still be able to ride Route 100 and Gig Harbor Runner to connect with local destinations (Figure 2-3).

Figure 2-1 Route 101 Previous Configurations

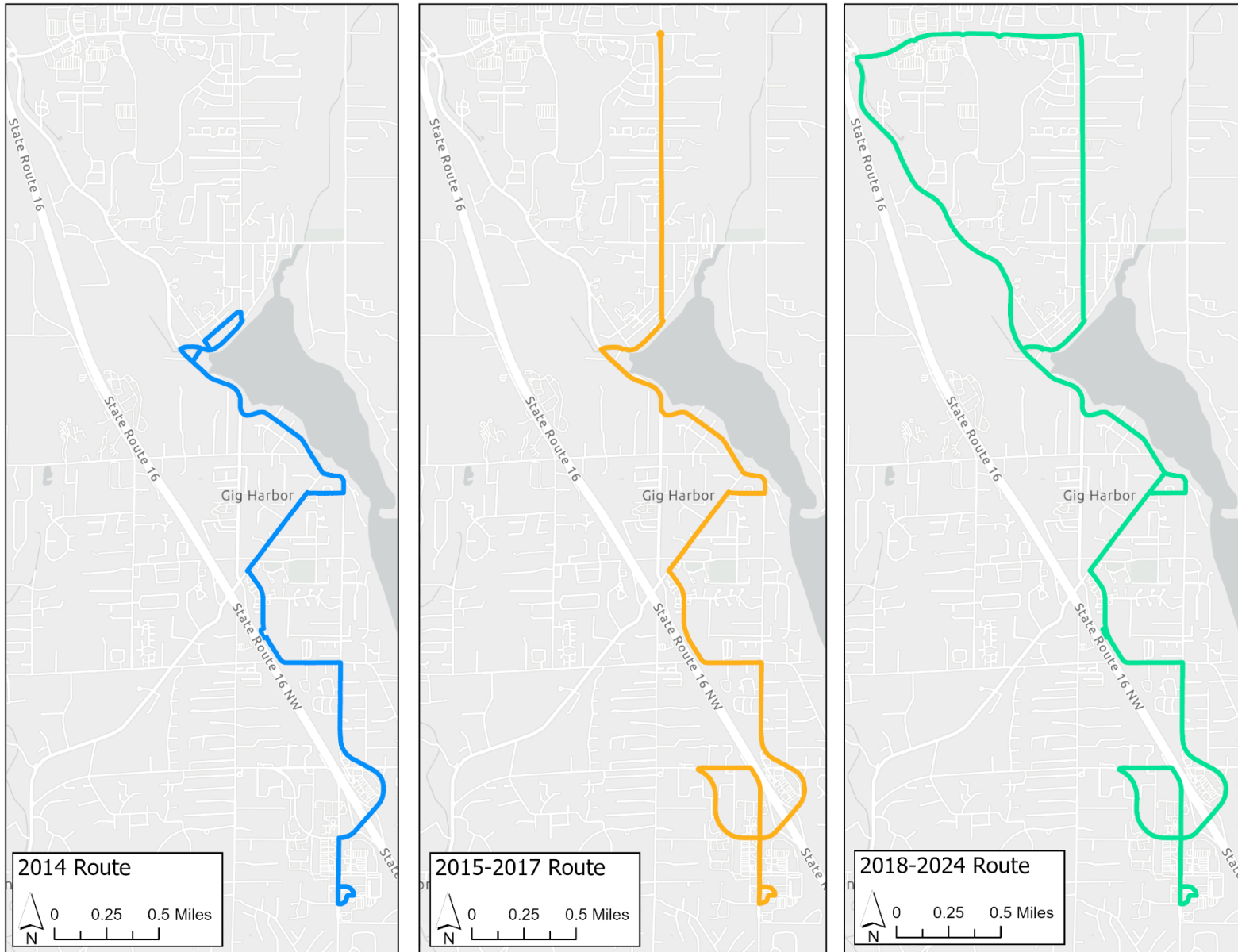


Figure 2-2: Proposed Route 101

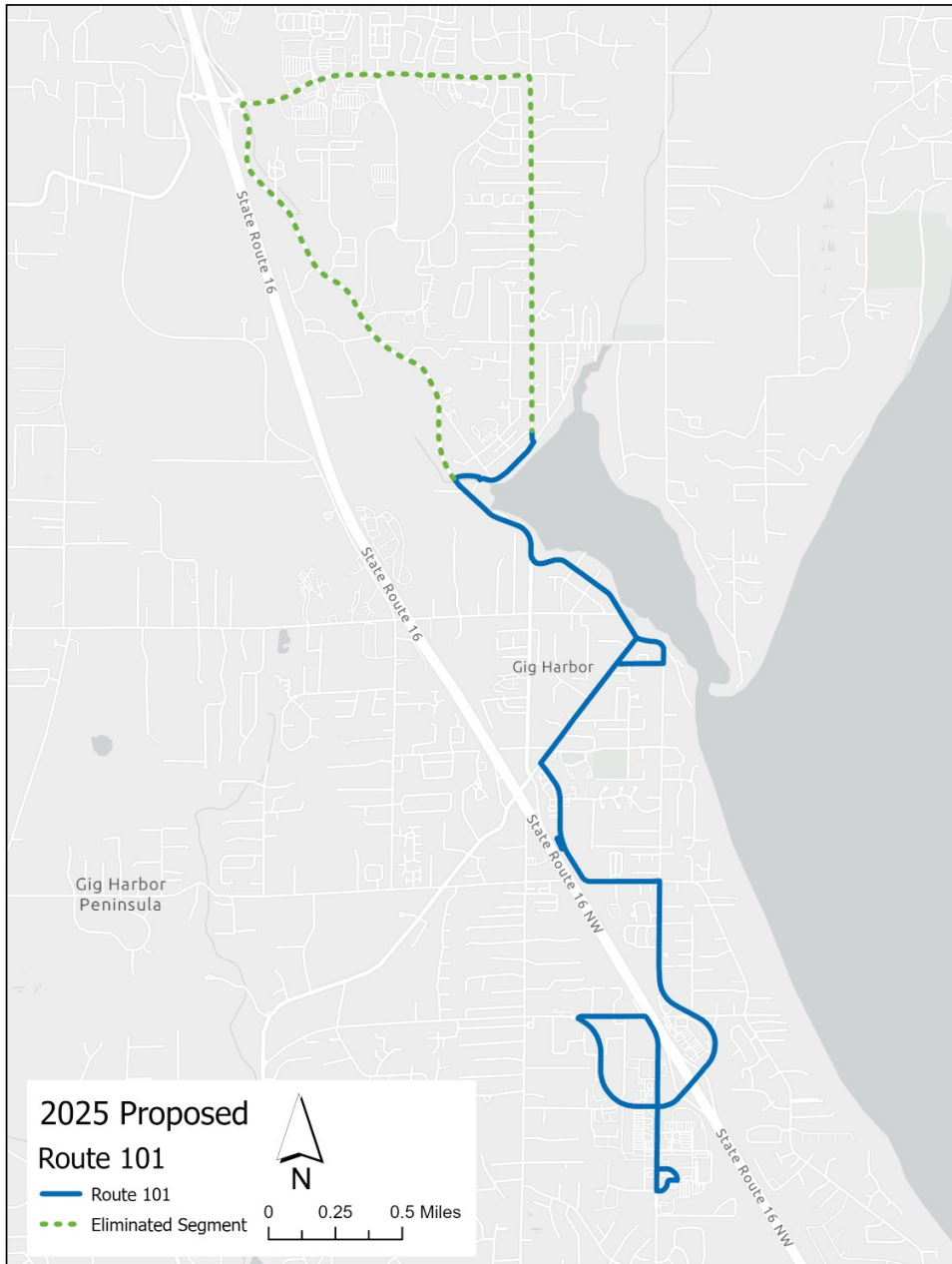
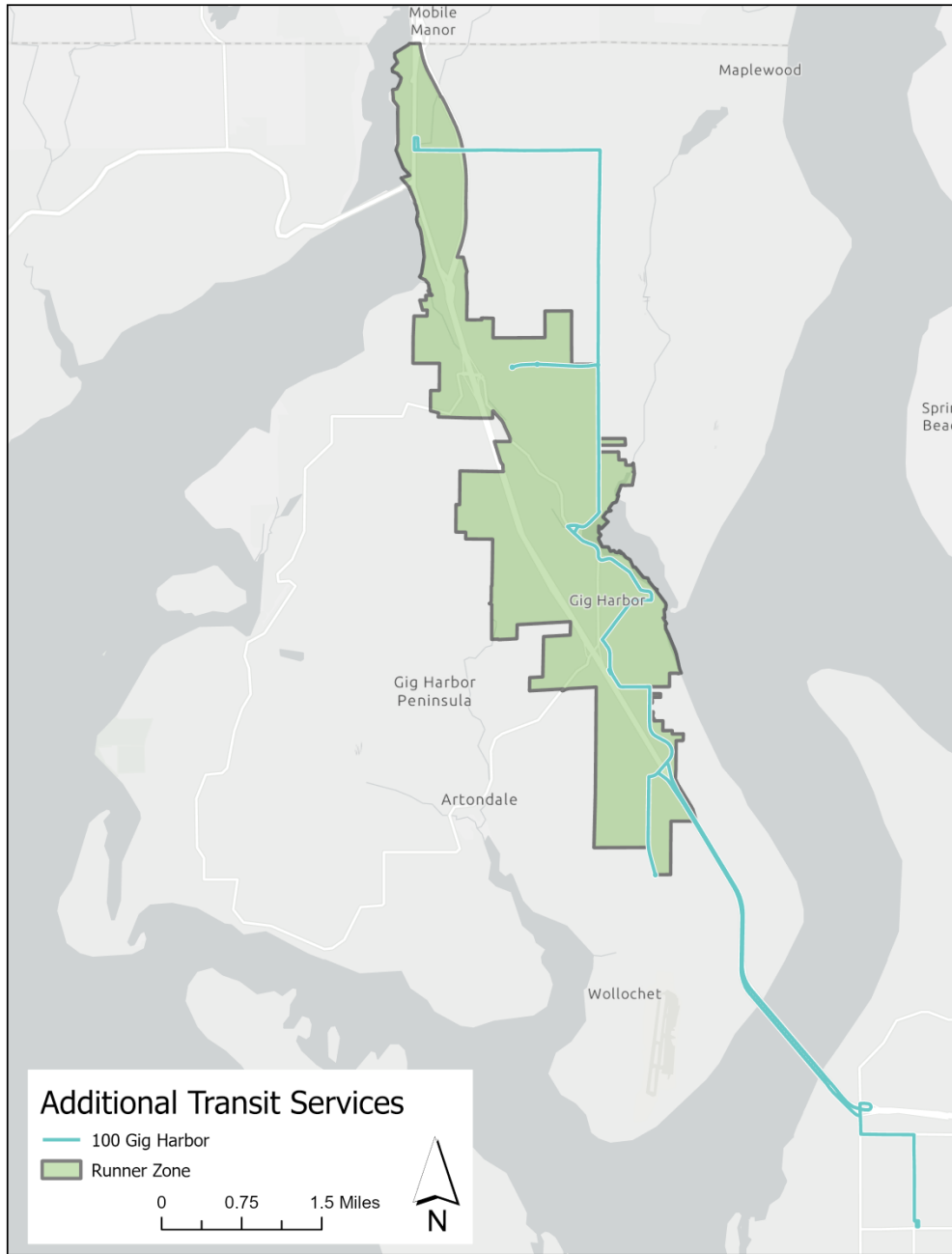


Figure 2-3: Additional Transit Services in Gig Harbor Area



2.2 Outreach and Decision-making

The proposed elimination of a more than 20% of Route 101 is considered a major service change under Pierce Transit's Major Service Change Policy. Therefore, a Title VI Service Equity Analysis and public outreach is required.

Pierce Transit's Board of Commissioners will hold a public hearing on the new Gig Harbor seasonal service configuration at their meeting on April 14, 2025 to gather input from the public. Legal notices will be published on April 3, 2025, 10 days in advance of the public hearing, in the Tacoma News Tribune, and the Tacoma Daily Index, as well as on Pierce Transit's website. Rider alerts notifying the public about the hearing and seeking public comment will be displayed on Pierce Transit's website, posted on social media, and sent to our text message subscribers. The Board will consider implementing the new Gig Harbor seasonal service configuration at its meeting on May 12, 2025.

3 TITLE VI POLICIES & DEFINITIONS

Pierce Transit's Board of Commissioners adopted three new policies in February 2013 related to Title VI that guide this analysis: Major Service Change Policy; Disparate Impact Policy; and Disproportionate Burden Policy. The requirement for these policies comes from Federal Transit Administration (FTA) Circular 4702.1B, "Title VI Requirements and Guidelines for Federal Transit Administration Recipients" which became effective October 1, 2012. The Circular requires any FTA recipient that operates 50 or more fixed route vehicles in peak service and serving a population of 200,000 persons or greater to evaluate any fare change and any major service change at the planning and programming stages to determine whether those changes have a discriminatory impact.

3.1 PIERCE TRANSIT MAJOR SERVICE CHANGE POLICY

The purpose of this policy is to establish a threshold that defines a major service change and to define an adverse effect caused by a major service change.

A major service change is defined as any change in service on any individual route that would add or eliminate more than twenty percent of the route revenue miles or twenty percent of the route revenue hours. All major service changes will be subject to an equity analysis which includes an analysis of adverse effects on minority and low-income populations.

An adverse effect is defined as a geographical or time-based reduction in service which includes but is not limited to: span of service changes, frequency changes, route segment elimination, re-routing, or route elimination.

3.2 PIERCE TRANSIT DISPARATE IMPACT POLICY

The purpose of this policy is to establish a threshold which identifies when adverse effects of a major service change or any fare change are borne disproportionately by minority populations.

A disparate impact occurs when the minority population¹ adversely affected by a fare or service change is ten percent more than the average minority population of Pierce Transit's service area.

Disparate impacts on routes with either span of service changes and/or frequency changes will be determined by analyzing all routes with such changes together. Disparate impacts on routes with segment elimination, re-routing, or route elimination will be determined on a route by route basis.

If Pierce Transit finds a potential disparate impact, the agency will take steps to avoid, minimize or mitigate impacts and then reanalyze the modified service plan to determine whether the impacts were removed. If Pierce Transit chooses not to alter the proposed changes, the agency

¹ **Minority Population** – Persons identifying themselves as a race other than white or of Hispanic origin, self-reported in the U.S. Census.

may implement the service or fare change if there is substantial legitimate justification for the change AND the agency can show that there are no alternatives that would have less of an impact on the minority population and would still accomplish the agency's legitimate program goals.

3.3 **PIERCE TRANSIT DISPROPORTIONATE BURDEN POLICY**

The purpose of this policy is to establish a threshold which identifies when the adverse effects of a major service change or any fare change are borne disproportionately by low-income² populations.

A disproportionate burden occurs when the low-income population adversely affected by a fare or service change is five percent more than the average low-income population of Pierce Transit's service area.

Disproportionate burden on routes with either span of service changes and/or frequency changes will be determined by analyzing all routes with such changes together. Disproportionate burden on routes with segment elimination, re-routing, or route elimination will be determined on a route by route basis.

If Pierce Transit finds a potential disproportionate burden, the agency will take steps to avoid, minimize or mitigate impacts and then reanalyze the modified service plan to determine whether the impacts were removed. If Pierce Transit chooses not to alter the proposed changes, the agency may implement the service or fare change if there is substantial legitimate justification for the change AND the agency can show that there are no alternatives that would have less of an impact on low-income population and would still accomplish the agency's legitimate program goals.

² **Low-Income Population** – Persons reporting as being under the federal household poverty limit as defined by the U.S. Department of Health and Human Services.

4 METHODOLOGY

The elimination of the northern segment of Route 101 reduces the route miles by 27.6% and qualifies as a Major Service Change subject to a Title VI Service Equity Analysis.

	Route Miles (daily)
Existing 2024	13.7
Proposed 2025	9.9
Percent Change	-28%

To determine whether the proposed route segment elimination constitutes a disparate impact or disproportionate burden, Pierce Transit staff used ArcGIS and 2022 Census data at the census block group level to identify the minority and low-income population living within ¼ mile of the 2024 route and the proposed 2025 route. The following process was used:

1. Get the population near a route, including its low income and minority percentage.
 - For each route scenario, build a shape (buffer) that represents the area within quarter mile of any of its stops.
 - Intersect the buffer area with 2022 Census data. Get a list of block groups and the percentage overlap with each.
 - For each block group, take the percentage of overlap and multiply it by the block group's statistics to obtain the population, minority population, and low-income population for each block group.
 - Add the population, minority population, and low-income population from each block group to obtain the total affected population for each route scenario.
2. Calculate the change in low-income and minority populations served.
 - For each scenario, divide the total low-income population by the total population to get the percentage of change borne by those with low incomes.
 - For each scenario, divide the total minority population by the total population to get the percentage of change borne by minorities.
 - Compare scenarios by subtracting percentages of existing (2024) low-income and minority population served from proposed (2025) low-income and minority population served.
3. Compare the percentage change to the average in the service area.
 - Calculate the average percentage of low-income and minority populations across the entire service area.
 - Subtract from the change borne by those populations from the service area averages to obtain the difference between the impact this set of transit changes and average population.

The equity analysis is provided below in Section 5.

5 EFFECTS OF PROPOSED SERVICE CHANGE ON LOW-INCOME AND MINORITY POPULATIONS

5.1 Impact of Service Change on Low-Income and Minority Populations

Table 5-1 describes the existing population served and proposed changes following elimination of the northern segment of Route 101. As shown on Table 5-1, the existing Route 101’s quarter-mile stop transit shed includes 6.9% low-income population and 16.3% minority population. The proposed Route 101’s quarter-mile transit shed includes 8.0% low-income population and 14.0% minority population. Figures 5-1 and 5-2 below provide maps of the routes and show areas with low-income and minority populations relative to service area averages. A quarter-mile buffer is included for the proposed route.

Table 5-1: Analysis of Service Change on Low-Income and Minority Populations

	Percent Households Below Poverty Level	Percent Minority Population
Existing Route 101 (2024)	6.9%	16.3%
Proposed Route 101 (2025)	8.0%	14.0%
Difference	1.1%	-2.3%
System Average	9.3%	41.3%

Figure 5-1

Household Poverty relative to System Average - Route 101

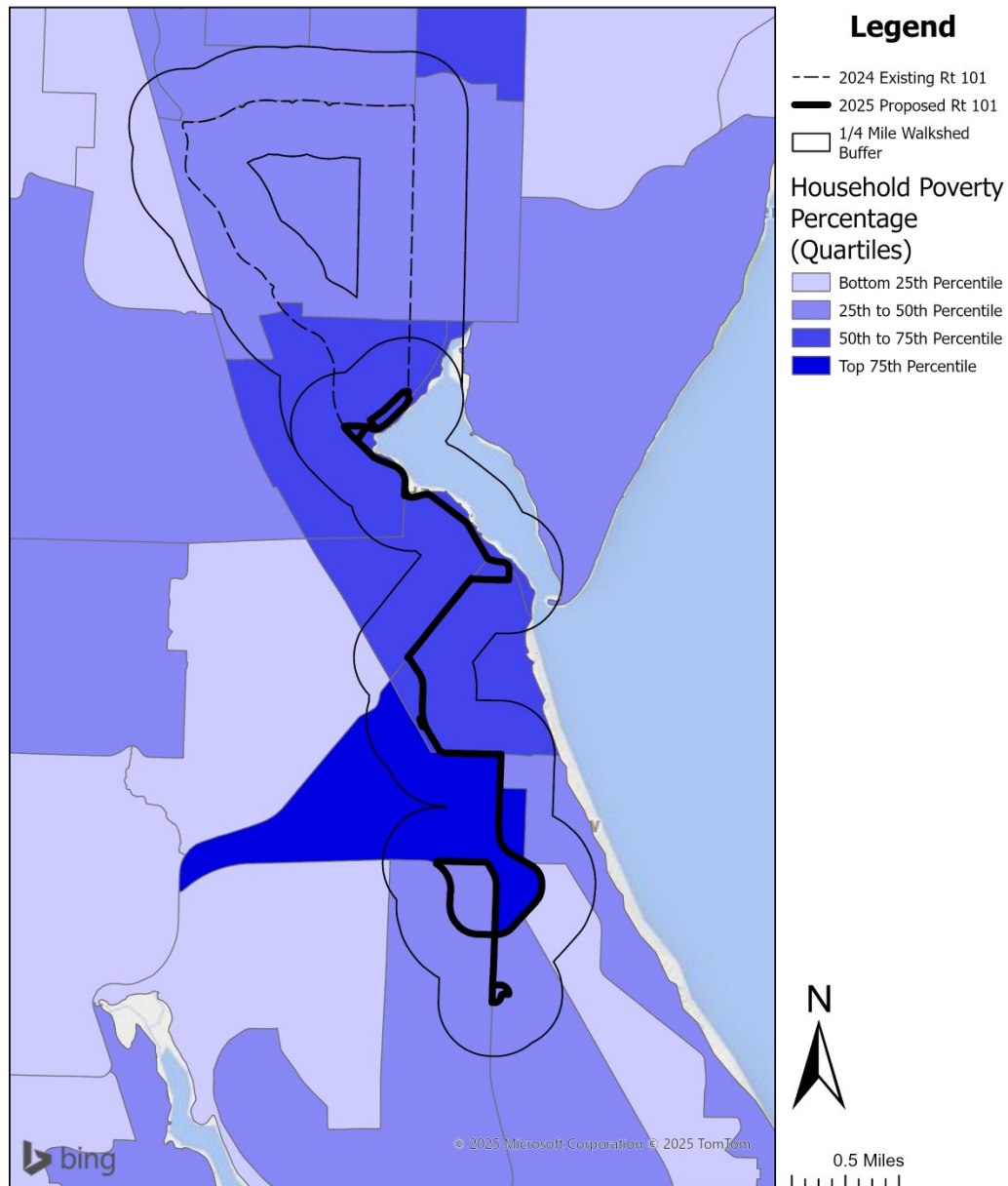
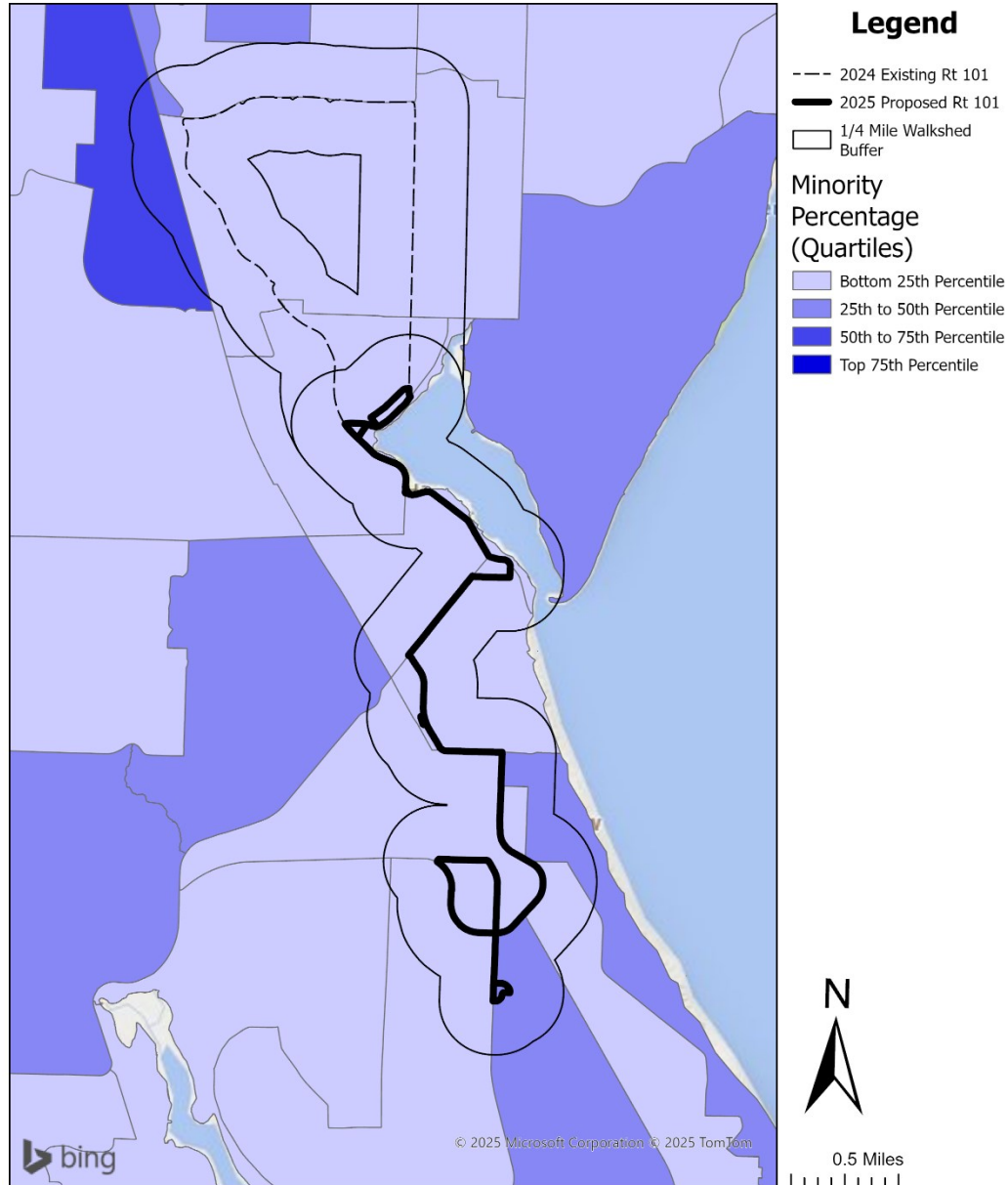


Figure 5-2

Minority Population relative to System Average - Route 101



5.2 Disparate Impact Analysis

Pierce Transit's policy states that a disparate impact occurs when the minority population adversely affected by a fare or service change is 5% more than the average minority population of Pierce Transit's service area. An adverse effect is defined in the Major Service Change Policy as a geographical or time-based reduction in service which includes but is not limited to: span of service changes, frequency changes, route segment elimination, re-routing, or route elimination. The proposed changes to seasonal service in Gig Harbor would serve a population composed of 14% minorities, which is 2.3% less than the prior service configuration of 16.3%, and 27.3% less than the system average minority population of 41.3%. Because the impacted minority population is less than the system average in both scenarios, there is no Disparate Impact.

5.3 Disproportionate Burden Analysis

Pierce Transit's policy states that a disproportionate burden occurs when the low-income population adversely affected by a fare or service change is 5% more than the average low-income population of Pierce Transit's service area. An adverse effect is defined in the Major Service Change Policy as a geographical or time-based reduction in service which includes but is not limited to: span of service changes, frequency changes, route segment elimination, re-routing, or route elimination. The proposed changes to seasonal service in Gig Harbor would serve a population composed of 8% households below the poverty level, which is 1.1% more than the prior service configuration of 6.9% and 1.3% less than the system average households below the poverty level of 9.3%. Because the low-income household percentage is less than the system average in both scenarios, there is no Disproportionate Burden.

PIERCE TRANSIT
Board Payments Over \$50,000
Payments From: Mar 1, 2025 to Mar 31, 2025
Cash and Investment Balance: \$250,828,935.54

Payment Numbers CK 00385331 through CK 00385537
 Wire Numbers EFT 00019533 through EFT 00019801

Total \$6,691,040.78
 Payments in Excess of \$50,000 are as follows:

Operating Fund				
	Check	Vendor	Item/Service	Amount
CHK	00385441	ATU LOCAL 758 CORP	EE DED PP6 2025	60,218.82
CHK	00385447	CITY OF LAKEWOOD	POLICING SERVICES 01/25	67,379.69
CHK	00385491	US BANK NA	FUEL VP 02/02-03/01/25	61,225.20
CHK	00385509	GIRO INC	SUPPORT HASTUS 04/20/25-04/19/26	249,930.00
EFT	00019571	PETROCARD INC	DIESEL USAGE	65,608.17
EFT	00019593	ICMA RETIREMENT	DEF COMP CEO PP5 2025	318,352.01
EFT	00019597	FTA	VEHICLES SOLD 03/24	56,351.00
EFT	00019613	FIRST TRANSIT INC	ADA PARATRANSIT SERVICES 02/25	913,296.26
EFT	00019616	GILLIG LLC	MISC BUS INVENTORY PARTS	68,627.94
EFT	00019633	PETROCARD INC	DIESEL USAGE	98,393.87
EFT	00019640	SOUND TRANSIT SMART CARD CENTR	2024-4Q-065 VARIOUS SVCS Q424	50,052.17
EFT	00019650	UNITED ENERGY TRADING LLC	CNG SUPPLY 02/25	112,512.50
EFT	00019658	AWC EMPLOYEE BENEFIT TRUST	DENTAL PREM 03.25	1,531,916.30
EFT	00019659	US BANK CORPORATE PAYMENT SYST	10x10x2 SIGN POST BASE	63,462.86
EFT	00019667	BRIDGESTONE AMERICA	TIRES	77,487.39
EFT	00019683	GILLIG LLC	MISC BUS INVENTORY PARTS	57,865.51
EFT	00019707	PETROCARD INC	DIESEL USAGE	128,962.23
EFT	00019725	VIA TRANSPORTATION INC	GIG HARBOR RUNNER 02/25	192,756.22
EFT	00019734	ICMA RETIREMENT	DEF COMP CEO PP6 2025	306,892.67
EFT	00019768	PETROCARD INC	DIESEL USAGE	99,901.58
Payments for Fund 1 Total				4,581,192.39
Total Payments in Excess of \$50,000.00				4,581,192.39

Apr 1, 2025 7:48:01 AM

Page 1 of 2

Pierce Transit
 Payment Certification for Mar 31, 2025
 Payments Mar 1, 2025 to Mar 31, 2025

Payment Numbers CK 00385331 through CK 00385537
 Wire Numbers EFT 00019533 through EFT 00019801

Bank ID	Check Number	Check Date	Amount	Vendor Name
01	CHK	00385331	03/06/2025	333.33 AMPLIFIED WIRELESS SOLUTIONS I
01	CHK	00385332	03/06/2025	11,362.99 AT&T
01	CHK	00385333	03/06/2025	23,991.93 AT&T
01	CHK	00385334	03/06/2025	3,250.00 ATU LOCAL 758 CORP
01	CHK	00385335	03/06/2025	1,271.98 CENTER ELECTRIC
01	CHK	00385336	03/06/2025	36,592.50 CITY OF FEDERAL WAY
01	CHK	00385337	03/06/2025	2,633.38 CITY OF TACOMA
01	CHK	00385338	03/06/2025	2,639.60 COLONIAL SUPPLEMENTAL LIFE
01	CHK	00385339	03/06/2025	265.32 COMCAST HOLDINGS CORPORATION
01	CHK	00385340	03/06/2025	173.36 COMCAST HOLDINGS CORPORATION
01	CHK	00385341	03/06/2025	723.00 COMMITTEE ON POLITICAL EDUCATI
01	CHK	00385342	03/06/2025	702.02 COPIERS NORTHWEST INC
01	CHK	00385343	03/06/2025	3,750.00 SIMON AND COMPANY INC
01	CHK	00385344	03/06/2025	414.80 DAILY JOURNAL OF COMMERCE INC
01	CHK	00385345	03/06/2025	3,217.98 DM RECYCLING CO INC
01	CHK	00385346	03/06/2025	13.79 EPIC INDUSTRIAL
01	CHK	00385347	03/06/2025	12.09 ERIC HADLEY
01	CHK	00385348	03/06/2025	1,680.77 FIRST RESPONDER OUTFITTERS INC
01	CHK	00385349	03/06/2025	50.00 FORMFOX INC.
01	CHK	00385350	03/06/2025	137.09 FRUITLAND MUTUAL WATER COMPANY
01	CHK	00385351	03/06/2025	1,275.00 GILCHRIST CHEVROLET BUICK GMC
01	CHK	00385352	03/06/2025	400.00 GRAND TACOMA CINE CLUB
01	CHK	00385353	03/06/2025	8,226.17 HAROLD LEMAY ENTERPRISES
01	CHK	00385354	03/06/2025	854.75 IAM & AW
01	CHK	00385355	03/06/2025	74.50 INTERMOUNTAIN LOCK AND SECURIT
01	CHK	00385356	03/06/2025	220.00 INTERNAL REVENUE SERVICE
01	CHK	00385357	03/06/2025	108.00 IOPREDICT INC
01	CHK	00385358	03/06/2025	380.00 JOAQUIN'S TREE EXPERT COMPANY
01	CHK	00385359	03/06/2025	13.23 JOHN WREDE
01	CHK	00385360	03/06/2025	7.04 LANGUAGE LINE SERVICES
01	CHK	00385361	03/06/2025	382.72 LEMAY MOBILE SHREDDING
01	CHK	00385362	03/06/2025	1,450.37 LOOMIS ARMORED US LLC
01	CHK	00385363	03/06/2025	79.63 LOUISA SPRINGMAN
01	CHK	00385364	03/06/2025	2,163.67 SYNCHRONY BANK
01	CHK	00385365	03/06/2025	250.97 MCMASTER-CARR SUPPLY
01	CHK	00385366	03/06/2025	10,000.00 METRO GLASS CO INC
01	CHK	00385367	03/06/2025	685.39 MICHAEL G MALAIER
01	CHK	00385368	03/06/2025	419.50 NH DEPT OF H&HS
01	CHK	00385369	03/06/2025	1,000.00 NORTH PIERCE COUNTY COMMUNITY
01	CHK	00385370	03/06/2025	2,616.90 NORTHWEST IAM BENEFIT TRUST
01	CHK	00385371	03/06/2025	10,206.27 NORTHWEST PLAYGROUND EQUIPMENT
01	CHK	00385372	03/06/2025	1,055.00 OCCUPATIONAL HEALTH CENTERS OF
01	CHK	00385373	03/06/2025	37.82 WASHINGTON STATE SCHOOL FOR TH
01	CHK	00385374	03/06/2025	264.24 OLYMPIC INDUSTRIAL SUPPLY LLC
01	CHK	00385375	03/06/2025	120.00 OLYMPIC SPORTS & SPINE PLLC
01	CHK	00385376	03/06/2025	53.32 AMERIDIAN INDUSTRIES LLC
01	CHK	00385377	03/06/2025	288.77 PENINSULA LIGHT COMPANY
01	CHK	00385378	03/06/2025	6,825.18 PIERCE COUNTY
01	CHK	00385379	03/06/2025	36.23 PIERCE COUNTY RECYCLING LLC
01	CHK	00385380	03/06/2025	11,351.67 PUGET SOUND ENERGY
01	CHK	00385381	03/06/2025	2,610.75 PURE FILTRATION PRODUCTS INC
01	CHK	00385382	03/06/2025	282.41 REX V PEGG FABRICS INC
01	CHK	00385383	03/06/2025	348.30 SCA PACIFIC INC
01	CHK	00385384	03/06/2025	8,700.18 SENTINEL TECHNOLOGIES INC
01	CHK	00385385	03/06/2025	401.99 OD SNIDER & SON INC
01	CHK	00385386	03/06/2025	514.50 SSMC CASE MANAGEMENT
01	CHK	00385387	03/06/2025	466.87 T-MOBILE
01	CHK	00385388	03/06/2025	195.00 TARA DUNFORD CPA
01	CHK	00385389	03/06/2025	13.20 THOMAS ADAMS
01	CHK	00385390	03/06/2025	1,530.28 UNITED SITE SERVICES OF NEVADA
01	CHK	00385391	03/06/2025	1,097.51 UNITED WAY OF PIERCE COUNTY
01	CHK	00385392	03/06/2025	5,154.86 VERIZON WIRELESS
01	CHK	00385393	03/06/2025	80.02 VERIZON WIRELESS
01	CHK	00385394	03/06/2025	112.50 WA ST DEPT OF SOCIAL & HEALTH
01	CHK	00385395	03/06/2025	4,165.08 DIVERSIFICATION INC
01	CHK	00385396	03/13/2025	1,690.04 2010 PRODUCTS INC
01	CHK	00385397	03/13/2025	363.33 ALL STAR RENT A FENCE INC
01	CHK	00385398	03/13/2025	17,783.34 AMB TOOLS INC
01	CHK	00385399	03/13/2025	30.49 AT&T
01	CHK	00385400	03/13/2025	1,871.00 BEN'S CLEANER SALES INC
01	CHK	00385401	03/13/2025	106.63 BUNCE RENTALS INC
01	CHK	00385402	03/13/2025	56.47 CENTER ELECTRIC
01	CHK	00385403	03/13/2025	32,891.25 CITY OF FEDERAL WAY
01	CHK	00385404	03/13/2025	1,432.46 CITY OF TACOMA
01	CHK	00385405	03/13/2025	1,521.00 CITY OF TACOMA
01	CHK	00385406	03/13/2025	174.37 COMCAST HOLDINGS CORPORATION
01	CHK	00385407	03/13/2025	10,047.49 CONVERGINT TECHNOLOGIES LLC
01	CHK	00385408	03/13/2025	121.13 DISH NETWORK LLC
01	CHK	00385409	03/13/2025	1,656.87 DYNAMIC COLLECTORS INC
01	CHK	00385410	03/13/2025	900.00 FIFE MILTON EDGEWOOD CHAMBER O
01	CHK	00385411	03/13/2025	865.50 GENES TOWING CORP
01	CHK	00385412	03/13/2025	1,900.48 GILCHRIST CHEVROLET BUICK GMC
01	CHK	00385413	03/13/2025	327.49 HOME DEPOT USA INC
01	CHK	00385414	03/13/2025	1,884.74 KELLEY CREATE CO
01	CHK	00385415	03/13/2025	11,933.74 SIT TOOL CO INC
01	CHK	00385416	03/13/2025	126.43 O'REILLY AUTO ENTERPRISES LLC
01	CHK	00385417	03/13/2025	69.87 ODP BUSINESS SOLUTIONS LLC
01	CHK	00385418	03/13/2025	120.00 OLYMPIC SPORTS & SPINE PLLC

01	CHK	00385419	03/13/2025	613.16	AMERIDIAN INDUSTRIES LLC
01	CHK	00385420	03/13/2025	917.43	QUADIENT INC
01	CHK	00385421	03/13/2025	38.31	ROBERT HUNTLEY
01	CHK	00385422	03/13/2025	304.49	SWC ENTERPRISES LLC
01	CHK	00385423	03/13/2025	13.20	SHAWN HARRIS
01	CHK	00385424	03/13/2025	528.48	SMITH FIRE SYSTEMS INC
01	CHK	00385425	03/13/2025	504.30	SOLUTIONS NORTHWEST INC
01	CHK	00385426	03/13/2025	9,157.56	SM STEMPEL ARCHITECTS PLLC
01	CHK	00385427	03/13/2025	9,273.00	TACOMA PIERCE COUNTY CHAMBER O
01	CHK	00385428	03/13/2025	2,726.15	TACOMA SIGN COMPANY LLC
01	CHK	00385429	03/13/2025	967.50	LAIRD PLASTICS INC
01	CHK	00385430	03/13/2025	8,632.00	TRIBOLOGIK CORPORATION
01	CHK	00385431	03/13/2025	261.19	TRUVIEW BSI LLC
01	CHK	00385432	03/13/2025	564.96	ULINE INC
01	CHK	00385433	03/13/2025	1,370.00	US POSTMASTER
01	CHK	00385434	03/13/2025	19,816.17	WA ST DEPT OF TRANSPORTATION
01	CHK	00385435	03/13/2025	350.00	WA ST RIDESHARING ORGANIZATION
01	CHK	00385436	03/13/2025	2,901.98	WALTER E NELSON CO
01	CHK	00385437	03/13/2025	222.60	WURTH USA INC
01	CHK	00385438	03/13/2025	819.96	ACUITY SPECIALTY PRODUCTS INC
01	CHK	00385439	03/20/2025	84.71	AMB TOOLS INC
01	CHK	00385440	03/20/2025	100.15	AT&T
01	CHK	00385441	03/20/2025	60,218.82	ATU LOCAL 758 CORP
01	CHK	00385442	03/20/2025	15.84	CENTER ELECTRIC
01	CHK	00385443	03/20/2025	80.51	QWEST CORPORATION
01	CHK	00385444	03/20/2025	913.86	QWEST CORPORATION
01	CHK	00385445	03/20/2025	94.46	QWEST CORPORATION
01	CHK	00385446	03/20/2025	9,215.46	QWEST CORPORATION
01	CHK	00385447	03/20/2025	67,379.69	CITY OF LAKEWOOD
01	CHK	00385448	03/20/2025	5,888.55	CITY OF TACOMA
01	CHK	00385449	03/20/2025	102.00	CITY OF TACOMA
01	CHK	00385450	03/20/2025	173.32	COMCAST HOLDINGS CORPORATION
01	CHK	00385451	03/20/2025	309.13	COMCAST HOLDINGS CORPORATION
01	CHK	00385452	03/20/2025	161.32	COMCAST HOLDINGS CORPORATION
01	CHK	00385453	03/20/2025	178.36	COMCAST HOLDINGS CORPORATION
01	CHK	00385454	03/20/2025	8,744.29	COMCAST HOLDINGS CORPORATION
01	CHK	00385455	03/20/2025	9,153.67	CONVERGENT TECHNOLOGIES LLC
01	CHK	00385456	03/20/2025	7,164.89	ENERGY SYSTEMS MANAGEMENT/TRS
01	CHK	00385457	03/20/2025	1,310.24	GENES TOWING CORP
01	CHK	00385458	03/20/2025	329.85	GILCHRIST CHEVROLET BUICK GMC
01	CHK	00385459	03/20/2025	2,880.87	INGERSOLL RAND IND TECH
01	CHK	00385460	03/20/2025	220.00	INTERNAL REVENUE SERVICE
01	CHK	00385461	03/20/2025	79.50	ISIDRO GARCIA CERAS
01	CHK	00385462	03/20/2025	368.50	JAMES GUERRERO ARCHITECT
01	CHK	00385463	03/20/2025	567.53	JON-DON LLC
01	CHK	00385464	03/20/2025	147.04	LAKEWOOD WATER DISTRICT
01	CHK	00385465	03/20/2025	75.00	LASEDRICK BLOODSAW
01	CHK	00385466	03/20/2025	2,122.00	METRO GLASS CO INC
01	CHK	00385467	03/20/2025	685.39	MICHAEL G MALAIER
01	CHK	00385468	03/20/2025	16,177.73	ICMA RETIREMENT
01	CHK	00385469	03/20/2025	1,560.33	MOUSER ELECTRONICS
01	CHK	00385470	03/20/2025	93.72	NELSON TRUCK EQUIPMENT CO INC
01	CHK	00385471	03/20/2025	419.50	NH DEPT OF H&HS
01	CHK	00385472	03/20/2025	326.73	O'REILLY AUTO ENTERPRISES LLC
01	CHK	00385473	03/20/2025	121.00	OCCUPATIONAL HEALTH CENTERS OF
01	CHK	00385474	03/20/2025	600.00	OLYMPIC SPORTS & SPINE PLLC
01	CHK	00385475	03/20/2025	1,736.62	AMERIDIAN INDUSTRIES LLC
01	CHK	00385476	03/20/2025	22,830.78	PEASE CONSTRUCTION INC.
01	CHK	00385477	03/20/2025	1,582.76	PIERCE COUNTY
01	CHK	00385478	03/20/2025	42,213.11	PUGET SOUND ENERGY
01	CHK	00385479	03/20/2025	2,948.92	REX V PEGG FABRICS INC
01	CHK	00385480	03/20/2025	304.49	SWC ENTERPRISES LLC
01	CHK	00385481	03/20/2025	4,836.11	SECURITY SOLUTIONS NORTHWEST I
01	CHK	00385482	03/20/2025	483.86	SNAP-ON INDUSTRIAL ICSC
01	CHK	00385483	03/20/2025	5,436.56	TACOMA MALL PARTNERSHIP
01	CHK	00385484	03/20/2025	147.80	TERMINIX INTERNATIONAL COMPANY
01	CHK	00385485	03/20/2025	165.56	TERMINIX INTERNATIONAL COMPANY
01	CHK	00385486	03/20/2025	17,496.00	TOOLE DESIGN GROUP LLC
01	CHK	00385487	03/20/2025	439.26	ULINE INC
01	CHK	00385488	03/20/2025	1,097.51	UNITED WAY OF PIERCE COUNTY
01	CHK	00385489	03/20/2025	1,500.00	UNIVOX MEDIA LLC
01	CHK	00385490	03/20/2025	1,717.90	VERIZON WIRELESS
01	CHK	00385491	03/20/2025	61,225.20	US BANK NA
01	CHK	00385492	03/20/2025	112.50	WA ST DEPT OF SOCIAL & HEALTH
01	CHK	00385493	03/20/2025	4,955.49	WESCO EQUIPMENT
01	CHK	00385494	03/20/2025	12,825.00	WOODLAND INDUSTRIES GENERAL CO
01	CHK	00385495	03/20/2025	390.25	J.L. WOODWARD CO INC
01	CHK	00385496	03/27/2025	19.30	AMB TOOLS INC
01	CHK	00385497	03/27/2025	240.00	BUILDERS EXCHANGE OF WASHINGTON
01	CHK	00385498	03/27/2025	118.95	BUNCE RENTALS INC
01	CHK	00385499	03/27/2025	2,500.00	CITY OF LAKEWOOD
01	CHK	00385500	03/27/2025	550.50	CITY OF PUYALLUP
01	CHK	00385501	03/27/2025	37,118.61	CITY OF PUYALLUP
01	CHK	00385502	03/27/2025	9,164.57	CITY OF TACOMA
01	CHK	00385503	03/27/2025	1,952.23	CWA INC
01	CHK	00385504	03/27/2025	15.35	DEREK BUTTERTON
01	CHK	00385505	03/27/2025	5,190.03	ENERGY SYSTEMS MANAGEMENT/TRS
01	CHK	00385506	03/27/2025	30.04	FASTENAL COMPANY
01	CHK	00385507	03/27/2025	544.88	FIRST RESPONDER OUTFITTERS INC
01	CHK	00385508	03/27/2025	2,675.72	GENES TOWING CORP
01	CHK	00385509	03/27/2025	249,930.00	GIRO INC
01	CHK	00385510	03/27/2025	43.68	SADLER ENTERPRISES INC
01	CHK	00385511	03/27/2025	1,401.47	KELLEY CREATE CO
01	CHK	00385512	03/27/2025	1,006.94	KITE REALTY GROUP LP
01	CHK	00385513	03/27/2025	1,018.26	MCG LTD
01	CHK	00385514	03/27/2025	150.36	MCMMASTER-CARR SUPPLY
01	CHK	00385515	03/27/2025	546.16	NORBAR TORQUE TOOLS INC
01	CHK	00385516	03/27/2025	273.08	NORBAR TORQUE TOOLS INC
01	CHK	00385517	03/27/2025	237.68	O'REILLY AUTO ENTERPRISES LLC

01	CHK	00385518	03/27/2025	360.00	OLYMPIC SPORTS & SPINE PLLC
01	CHK	00385519	03/27/2025	322.77	PARKLAND LIGHT & WATER CO
01	CHK	00385520	03/27/2025	76.27	PENINSULA LIGHT COMPANY
01	CHK	00385521	03/27/2025	100.00	PTBA PETTY CASH
01	CHK	00385522	03/27/2025	4,293.97	PUGET SOUND ENERGY
01	CHK	00385523	03/27/2025	13.50	RUSS OLSON
01	CHK	00385524	03/27/2025	2,937.71	SAFETY VISION
01	CHK	00385525	03/27/2025	330.10	SNAP-ON INDUSTRIAL ICSC
01	CHK	00385526	03/27/2025	32,244.78	OD SNIDER & SON INC
01	CHK	00385527	03/27/2025	201.83	SOUND PUBLISHING
01	CHK	00385528	03/27/2025	1,900.00	THE LAMAR COMPANY LLC
01	CHK	00385529	03/27/2025	15,000.00	THE SUPERLATIVE GROUP INC
01	CHK	00385530	03/27/2025	35.00	THOMAS FLORA
01	CHK	00385531	03/27/2025	20.77	TODD ROSENBAUM
01	CHK	00385532	03/27/2025	87.99	TROY WORMSBECKER
01	CHK	00385533	03/27/2025	436.22	ULINE INC
01	CHK	00385534	03/27/2025	4,494.28	VERIZON WIRELESS
01	CHK	00385535	03/27/2025	1,277.34	WALTER E NELSON CO
01	CHK	00385536	03/27/2025	4,149.80	WESCO EQUIPMENT
01	CHK	00385537	03/27/2025	325.10	WURTH USA INC
01	EFT	00019533	03/03/2025	6,593.49	ICMA RETIREMENT
01	EFT	00019534	03/06/2025	2,639.27	ALL STARZ STAFFING AND CONSULT
01	EFT	00019535	03/06/2025	10,241.62	ALLIANT INSURANCE SERVICES INC
01	EFT	00019536	03/06/2025	5,690.18	AMAZON CAPITAL SERVICES INC
01	EFT	00019537	03/06/2025	107.30	ANIXTER INC
01	EFT	00019538	03/06/2025	13,125.00	APPAREL ARE US INC
01	EFT	00019539	03/06/2025	1,367.83	CONTINENTAL BATTERY COMPANY
01	EFT	00019540	03/06/2025	483.34	CCC INTELLIGENT SOLUTIONS INC
01	EFT	00019541	03/06/2025	22,021.76	CHEVRON PRODUCTS CO
01	EFT	00019542	03/06/2025	383.99	CHRISTINE BARRY
01	EFT	00019543	03/06/2025	7,311.89	CINTAS CORPORATION NO 2
01	EFT	00019544	03/06/2025	3,850.41	COGENT COMMUNICATIONS INC
01	EFT	00019545	03/06/2025	52.63	COMMERCIAL BRAKE & CLUTCH
01	EFT	00019546	03/06/2025	990.00	CONFLICT MANAGEMENT STRATEGIES
01	EFT	00019547	03/06/2025	21,141.86	PACIFIC APEX CONSTRUCTION LLC
01	EFT	00019548	03/06/2025	24,174.71	CUMMINS INC
01	EFT	00019549	03/06/2025	300.00	CYBERSOURCE CORPORATION
01	EFT	00019550	03/06/2025	165.00	DENNIS PIERCE
01	EFT	00019551	03/06/2025	451.22	DEZRA NAULS
01	EFT	00019552	03/06/2025	26,073.75	FEHR & PEERS
01	EFT	00019553	03/06/2025	1,477.05	FIVE9 INC
01	EFT	00019554	03/06/2025	16,950.17	GILLIG LLC
01	EFT	00019555	03/06/2025	6,500.00	GORDON THOMAS HONEYWELL
01	EFT	00019556	03/06/2025	22,801.26	GOVERNMENTJOBS.COM INC
01	EFT	00019557	03/06/2025	10,406.17	HDR ENGINEERING INC
01	EFT	00019558	03/06/2025	1,314.35	TYCO FIRE & SECURITY (US) MANA
01	EFT	00019559	03/06/2025	165.00	JOSEPH RIGGINS
01	EFT	00019560	03/06/2025	140.93	MALLORY SAFETY & SUPPLY LLC
01	EFT	00019561	03/06/2025	2,368.82	MOHAWK MFG & SUPPLY
01	EFT	00019562	03/06/2025	1,350.28	MOTION INDUSTRIES, INC.
01	EFT	00019563	03/06/2025	382.76	MUNCIE RECLAMATION & SUPPLY CO
01	EFT	00019564	03/06/2025	1,333.00	NAVIA BENEFIT SOLUTIONS
01	EFT	00019565	03/06/2025	2,484.33	NORTHWEST LIFT & EQUIPMENT
01	EFT	00019566	03/06/2025	38.20	OLYMPIC HOLDINGS STG LLC
01	EFT	00019567	03/06/2025	1,910.79	WORKSPACE DEVELOPMENT LLC
01	EFT	00019568	03/06/2025	13.21	SRJ INVESTMENTS INC
01	EFT	00019569	03/06/2025	237.33	PEAK INDUSTRIAL INC
01	EFT	00019570	03/06/2025	44.10	PENNY GRELLIER
01	EFT	00019571	03/06/2025	65,608.17	PETROCARD INC
01	EFT	00019572	03/06/2025	290.86	REXEL USA INC
01	EFT	00019573	03/06/2025	408.64	PURCELL TIRE & RUBBER COMPANY
01	EFT	00019574	03/06/2025	575.34	QUALITY BUSINESS SYSTEMS INC
01	EFT	00019575	03/06/2025	449.49	ROMAINE ELECTRIC CORP
01	EFT	00019576	03/06/2025	431.05	REBECCA JAPHET
01	EFT	00019577	03/06/2025	5,871.20	SHUMAN LLC
01	EFT	00019578	03/06/2025	359.81	RS AMERICAS INC
01	EFT	00019579	03/06/2025	1,894.38	STANDARD PARTS CORP
01	EFT	00019580	03/06/2025	26.50	STERICYCLE INC
01	EFT	00019581	03/06/2025	1,325.00	SUMMIT LAW GROUP PLLC
01	EFT	00019582	03/06/2025	2,336.03	UNIVERSAL AUTO GROUP 1
01	EFT	00019583	03/06/2025	1,905.85	TACOMA SCREW PRODUCTS INC
01	EFT	00019584	03/06/2025	3,011.41	THE WW WILLIAMS COMPANY LLC
01	EFT	00019585	03/06/2025	2,186.86	TITUS-WILL FORD SALES INC
01	EFT	00019586	03/06/2025	18,919.15	THE AFTERMARKET PARTS CO LLC
01	EFT	00019587	03/06/2025	2,587.35	UNITED RENTALS (NORTH AMERICA)
01	EFT	00019588	03/06/2025	39.00	UPS SUPPLY CHAIN SOLUTIONS INC
01	EFT	00019589	03/06/2025	402.69	WOFSCO INC
01	EFT	00019590	03/06/2025	1,689.05	ASSOCIATED PETROLEUM
01	EFT	00019591	03/06/2025	2.03	WORLDPAK INC
01	EFT	00019592	03/06/2025	350.00	WASHINGTON STATE TRANSIT ASSOC
01	EFT	00019593	03/07/2025	318,352.01	ICMA RETIREMENT
01	EFT	00019594	03/07/2025	18,262.58	NAVIA BENEFIT SOLUTIONS
01	EFT	00019595	03/07/2025	17,333.86	TACOMA EMPLOYEES RETIREMENT SY
01	EFT	00019596	03/07/2025	8,012.06	WA ST CHILD SUPPORT REGISTRY
01	EFT	00019597	03/12/2025	56,351.00	FTA
01	EFT	00019598	03/13/2025	27,058.00	AMERICAN CUSTODIAN INC
01	EFT	00019599	03/13/2025	3,304.80	ALL STARZ STAFFING AND CONSULT
01	EFT	00019600	03/13/2025	5,848.67	AMAZON CAPITAL SERVICES INC
01	EFT	00019601	03/13/2025	24,470.58	ATWORK! COMMERCIAL ENTERPRISES
01	EFT	00019602	03/13/2025	8,318.00	CONTINENTAL BATTERY COMPANY
01	EFT	00019603	03/13/2025	1,612.05	BRAUN CORPORATION
01	EFT	00019604	03/13/2025	262.18	CHEVRON PRODUCTS CO
01	EFT	00019605	03/13/2025	46,821.68	CUMMINS INC
01	EFT	00019606	03/13/2025	18,330.55	CUSTOM EDGE INC
01	EFT	00019607	03/13/2025	905.14	TRUCKPRO HOLDING CORPOTATION
01	EFT	00019608	03/13/2025	4,944.00	DRUG FREE BUSINESS
01	EFT	00019609	03/13/2025	2,432.00	EASTER SEALS WASHINGTON
01	EFT	00019610	03/13/2025	274.18	ELLEN SCOTT
01	EFT	00019611	03/13/2025	165.00	ERICH SCHIMITSCHEK

01	EFT	00019612	03/13/2025	3,301.07	CLEAN AIR TECHNOLOGIES INC
01	EFT	00019613	03/13/2025	913,296.26	FIRST TRANSIT INC
01	EFT	00019614	03/13/2025	576.92	FSX INC
01	EFT	00019615	03/13/2025	14,434.98	SPX CORPORATION
01	EFT	00019616	03/13/2025	68,627.94	GILLIG LLC
01	EFT	00019617	03/13/2025	5,245.08	GRAINER
01	EFT	00019618	03/13/2025	1,017.60	HOGAN MANUFACTURING INC
01	EFT	00019619	03/13/2025	2,724.00	JAJ ENTERPRISES LLC
01	EFT	00019620	03/13/2025	142.61	JARED PIEPHOFF
01	EFT	00019621	03/13/2025	65.77	LARSCO INC
01	EFT	00019622	03/13/2025	7,436.73	LEVEL 3 FINANCING INC
01	EFT	00019623	03/13/2025	1,148.34	MALLORY SAFETY & SUPPLY LLC
01	EFT	00019624	03/13/2025	24.00	MICHAEL GRIFFUS
01	EFT	00019625	03/13/2025	5.11	DB PRINTING LLC
01	EFT	00019626	03/13/2025	660.37	MOHAWK MFG & SUPPLY
01	EFT	00019627	03/13/2025	6,626.25	MOTION INDUSTRIES, INC.
01	EFT	00019628	03/13/2025	2,846.53	MOTOROLA SOLUTIONS INC
01	EFT	00019629	03/13/2025	5,159.79	MUNCIE RECLAMATION & SUPPLY CO
01	EFT	00019630	03/13/2025	35,926.82	NEOPART TRANSIT LLC
01	EFT	00019631	03/13/2025	7,078.00	PACIFICA LAW GROUP LLP
01	EFT	00019632	03/13/2025	507.98	PETER REBIK
01	EFT	00019633	03/13/2025	98,393.87	PETROCARD INC
01	EFT	00019634	03/13/2025	3,150.35	QUADIENT FINANCE USA INC
01	EFT	00019635	03/13/2025	344.00	ROMAINE ELECTRIC CORP
01	EFT	00019636	03/13/2025	319.68	SHUMAN LLC
01	EFT	00019637	03/13/2025	575.16	SCHETKY NORTHWEST SALES INC
01	EFT	00019638	03/13/2025	1,035.07	SEATTLE AUTOMOTIVE DISTRIBUTION
01	EFT	00019639	03/13/2025	39,989.73	SOUND TRANSIT
01	EFT	00019640	03/13/2025	50,052.17	SOUND TRANSIT SMART CARD CENTR
01	EFT	00019641	03/13/2025	527.88	STANDARD PARTS CORP
01	EFT	00019642	03/13/2025	3,077.90	STAPLES INC
01	EFT	00019643	03/13/2025	252.79	SYSTEMS FOR PUBLIC SAFETY INC
01	EFT	00019644	03/13/2025	909.97	UNIVERSAL AUTO GROUP 1
01	EFT	00019645	03/13/2025	335.44	TACOMA SCREW PRODUCTS INC
01	EFT	00019646	03/13/2025	6,047.90	THE WW WILLIAMS COMPANY LLC
01	EFT	00019647	03/13/2025	3,419.10	TINY'S TIRE
01	EFT	00019648	03/13/2025	4,130.64	TITUS-WILL FORD SALES INC
01	EFT	00019649	03/13/2025	29,533.82	THE AFTERMARKET PARTS CO LLC
01	EFT	00019650	03/13/2025	112,512.50	UNITED ENERGY TRADING LLC
01	EFT	00019651	03/13/2025	39.00	UNITED PARCEL SERVICE INC
01	EFT	00019652	03/13/2025	3,377.70	WA ST AUDITOR'S OFFICE
01	EFT	00019653	03/13/2025	980.99	WAXIE SANITARY SUPPLY
01	EFT	00019654	03/13/2025	45,200.82	DOBBS HEAVY DUTY HOLDINGS LLC
01	EFT	00019655	03/13/2025	169.16	WOFSCO INC
01	EFT	00019656	03/13/2025	7,263.30	XEROX CORPORATION
01	EFT	00019657	03/13/2025	1,296.98	ZUMAR INDUSTRIES INC
01	EFT	00019658	03/14/2025	1,531,916.30	AWC EMPLOYEE BENEFIT TRUST
01	EFT	00019659	03/14/2025	65,543.46	US BANK CORPORATE PAYMENT SYST
01	EFT	00019660	03/20/2025	313.52	AIRGAS INC
01	EFT	00019661	03/20/2025	1,162.80	ALL STARZ STAFFING AND CONSULT
01	EFT	00019662	03/20/2025	13,636.98	AMAZON CAPITAL SERVICES INC
01	EFT	00019663	03/20/2025	908.81	ANIXTER INC
01	EFT	00019664	03/20/2025	5,587.21	CONTINENTAL BATTERY COMPANY
01	EFT	00019665	03/20/2025	485.97	BRAUN CORPORATION
01	EFT	00019666	03/20/2025	4,261.07	BRAVO ENVIRONMENTAL NW INC
01	EFT	00019667	03/20/2025	77,487.39	BRIDGESTONE AMERICA
01	EFT	00019668	03/20/2025	8,751.60	CINTAS CORPORATION NO 2
01	EFT	00019669	03/20/2025	1,500.00	COACHING SYSTEMS LLC
01	EFT	00019670	03/20/2025	312.73	COMMERCIAL BRAKE & CLUTCH
01	EFT	00019671	03/20/2025	43,945.03	CUMMINS INC
01	EFT	00019672	03/20/2025	2,418.07	CUSTOM EDGE INC
01	EFT	00019673	03/20/2025	16.41	DEBORAH BAIR
01	EFT	00019674	03/20/2025	15,463.55	DELL MARKETING LP
01	EFT	00019675	03/20/2025	13.09	DENNIS HARVEY
01	EFT	00019676	03/20/2025	3,273.44	DKS ASSOCIATES
01	EFT	00019677	03/20/2025	558.18	TRUCKPRO HOLDING CORPORATION
01	EFT	00019678	03/20/2025	11,560.50	FENCE SPECIALISTS INC
01	EFT	00019679	03/20/2025	7,024.38	GORDON TRUCK CENTERS INC
01	EFT	00019680	03/20/2025	1,078.98	FSX INC
01	EFT	00019681	03/20/2025	8,437.55	GALLS LLC
01	EFT	00019682	03/20/2025	3,294.84	SPX CORPORATION
01	EFT	00019683	03/20/2025	57,865.51	GILLIG LLC
01	EFT	00019684	03/20/2025	56.32	GLEN JOHNSON
01	EFT	00019685	03/20/2025	5,364.37	GRAINER
01	EFT	00019686	03/20/2025	79.50	GREG GARNER
01	EFT	00019687	03/20/2025	38.57	GROENEVELD LUBRICATION SOLUTIO
01	EFT	00019688	03/20/2025	165.00	KENNETH BLOCHER
01	EFT	00019689	03/20/2025	273.05	KENT D BRUCE CO LLC
01	EFT	00019690	03/20/2025	165.00	KEVIN LEGGETT
01	EFT	00019691	03/20/2025	46,350.64	LAKEVIEW LIGHT & POWER CO
01	EFT	00019692	03/20/2025	1,235.93	LARSCO INC
01	EFT	00019693	03/20/2025	400.00	LENORE LEE
01	EFT	00019694	03/20/2025	3,152.19	MALLORY SAFETY & SUPPLY LLC
01	EFT	00019695	03/20/2025	4,600.30	DB PRINTING LLC
01	EFT	00019696	03/20/2025	1,726.98	MOHAWK MFG & SUPPLY
01	EFT	00019697	03/20/2025	133.49	MOOD MEDIA NORTH AMERICA HOLDI
01	EFT	00019698	03/20/2025	264.23	MOTION INDUSTRIES, INC.
01	EFT	00019699	03/20/2025	2,181.38	MUNCIE RECLAMATION & SUPPLY CO
01	EFT	00019700	03/20/2025	10,640.09	NEOPART TRANSIT LLC
01	EFT	00019701	03/20/2025	655.30	NORTHWEST PUMP & EQUIPMENT CO
01	EFT	00019702	03/20/2025	2,511.43	OLYMPIC HOLDINGS STG LLC
01	EFT	00019703	03/20/2025	102.50	OUTFITTER SATELLITE INC
01	EFT	00019704	03/20/2025	72.04	BEN-KO-MATIC CO
01	EFT	00019705	03/20/2025	19,529.42	PARAMETRIX ENGINEERING
01	EFT	00019706	03/20/2025	237.33	PEAK INDUSTRIAL INC
01	EFT	00019707	03/20/2025	128,962.23	PETROCARD INC
01	EFT	00019708	03/20/2025	1,506.88	PURCELL TIRE & RUBBER COMPANY
01	EFT	00019709	03/20/2025	1,046.39	QUALITY PRESS
01	EFT	00019710	03/20/2025	317.46	ROMAINE ELECTRIC CORP

01	EFT	00019711	03/20/2025	6,043.75	RIGHTI SYSTEMS INC
01	EFT	00019712	03/20/2025	3,492.00	ROBBLEE'S TOTAL SECURITY INC
01	EFT	00019713	03/20/2025	1,264.84	SEATTLE AUTOMOTIVE DISTRIBUTIN
01	EFT	00019714	03/20/2025	12,161.14	SOUND TRANSIT SMART CARD CENTR
01	EFT	00019715	03/20/2025	1,888.65	STANDARD PARTS CORP
01	EFT	00019716	03/20/2025	2,273.64	STAPLES INC
01	EFT	00019717	03/20/2025	5,665.56	TACOMA COMMUNITY COLLEGE
01	EFT	00019718	03/20/2025	5,513.09	UNIVERSAL AUTO GROUP 1
01	EFT	00019719	03/20/2025	4,839.63	TACOMA SCREW PRODUCTS INC
01	EFT	00019720	03/20/2025	23,539.88	THE WW WILLIAMS COMPANY LLC
01	EFT	00019721	03/20/2025	3,760.83	TITUS-WILL FORD SALES INC
01	EFT	00019722	03/20/2025	28,131.67	THE AFTERMARKET PARTS CO LLC
01	EFT	00019723	03/20/2025	39.00	UNITED PARCEL SERVICE INC
01	EFT	00019724	03/20/2025	3,703.76	UNITED RENTALS (NORTH AMERICA)
01	EFT	00019725	03/20/2025	192,756.22	VIA TRANSPORTATION INC
01	EFT	00019726	03/20/2025	1,924.74	WAXIE SANITARY SUPPLY
01	EFT	00019727	03/20/2025	31,518.97	DOBBS HEAVY DUTY HOLDINGS LLC
01	EFT	00019728	03/20/2025	2,294.81	ASSOCIATED PETROLEUM
01	EFT	00019729	03/20/2025	573.31	WORLDPAC INC
01	EFT	00019730	03/20/2025	150.00	WASHINGTON STATE TRANSIT ASSOC
01	EFT	00019731	03/20/2025	255.01	XPO LOGISTICS FREIGHT INC
01	EFT	00019732	03/20/2025	608.86	ZUMAR INDUSTRIES INC
01	EFT	00019733	03/21/2025	6,671.82	WA ST DEPT OF REVENUE
01	EFT	00019734	03/24/2025	306,892.67	ICMA RETIREMENT
01	EFT	00019735	03/24/2025	18,605.65	NAVIA BENEFIT SOLUTIONS
01	EFT	00019736	03/24/2025	16,659.96	TACOMA EMPLOYEES RETIREMENT SY
01	EFT	00019737	03/24/2025	6,812.06	WA ST CHILD SUPPORT REGISTRY
01	EFT	00019738	03/27/2025	5,374.18	ALL STARZ STAFFING AND CONSULT
01	EFT	00019739	03/27/2025	10,229.64	AMAZON CAPITAL SERVICES INC
01	EFT	00019740	03/27/2025	4,816.46	CONTINENTAL BATTERY COMPANY
01	EFT	00019741	03/27/2025	4,566.43	BRAVO ENVIRONMENTAL NW INC
01	EFT	00019742	03/27/2025	594.00	BRENTT L MACKIE
01	EFT	00019743	03/27/2025	15,978.60	CABBROS CLEANING SERVICE LLC
01	EFT	00019744	03/27/2025	63.65	PACIFIC WELDING SUPPLY INC
01	EFT	00019745	03/27/2025	660.18	CINTAS CORPORATION NO 2
01	EFT	00019746	03/27/2025	312.73	COMMERCIAL BRAKE & CLUTCH
01	EFT	00019747	03/27/2025	11,060.19	CUMMINS INC
01	EFT	00019748	03/27/2025	454.62	TRUCKPRO HOLDING CORPORTATION
01	EFT	00019749	03/27/2025	3,236.94	GORDON TRUCK CENTERS INC
01	EFT	00019750	03/27/2025	11,110.53	GALLS LLC
01	EFT	00019751	03/27/2025	164.07	GAVIN WILSON
01	EFT	00019752	03/27/2025	228.62	SPX CORPORATION
01	EFT	00019753	03/27/2025	39,815.59	GILLIG LLC
01	EFT	00019754	03/27/2025	5,769.97	GRAINGER
01	EFT	00019755	03/27/2025	5,777.00	HAVIS INC
01	EFT	00019756	03/27/2025	20,582.19	RONALD E JENSEN & JAMES W JENS
01	EFT	00019757	03/27/2025	4,084.71	KENT D BRUCE CO LLC
01	EFT	00019758	03/27/2025	127.62	LARSCO INC
01	EFT	00019759	03/27/2025	5,191.62	LEVEL 3 FINANCING INC
01	EFT	00019760	03/27/2025	93.59	MALLORY SAFETY & SUPPLY LLC
01	EFT	00019761	03/27/2025	1,307.99	DB PRINTING LLC
01	EFT	00019762	03/27/2025	5,673.88	MOHAWK MFG & SUPPLY
01	EFT	00019763	03/27/2025	4,603.51	MOTION INDUSTRIES, INC.
01	EFT	00019764	03/27/2025	5,426.96	MUNCIE RECLAMATION & SUPPLY CO
01	EFT	00019765	03/27/2025	11,562.08	NEOPART TRANSIT LLC
01	EFT	00019766	03/27/2025	204.79	OLYMPIC HOLDINGS STG LLC
01	EFT	00019767	03/27/2025	33.69	PEAK INDUSTRIAL INC
01	EFT	00019768	03/27/2025	99,901.58	PETROCARD INC
01	EFT	00019769	03/27/2025	3,916.00	PHICORE HEALTH SERVICES LLC
01	EFT	00019770	03/27/2025	526.41	REXEL USA INC
01	EFT	00019771	03/27/2025	527.44	PRINT NW
01	EFT	00019772	03/27/2025	12.47	QUALITY BUSINESS SYSTEMS INC
01	EFT	00019773	03/27/2025	1,081.88	QUALITY PRESS
01	EFT	00019774	03/27/2025	148.88	RAINIER DELACRUZ
01	EFT	00019775	03/27/2025	42,283.24	VIA TRANSPORTATION INC
01	EFT	00019776	03/27/2025	408.00	RICARDO COVARRUBIAS
01	EFT	00019777	03/27/2025	283.17	SEATTLE AUTOMOTIVE DISTRIBUTIN
01	EFT	00019778	03/27/2025	880.80	SECURITYINSPECTION.COM INC
01	EFT	00019779	03/27/2025	28,729.77	SOUND TRANSIT SMART CARD CENTR
01	EFT	00019780	03/27/2025	593.00	STANDARD PARTS CORP
01	EFT	00019781	03/27/2025	2,459.64	STAPLES INC
01	EFT	00019782	03/27/2025	7,695.00	SUMMIT LAW GROUP PLLC
01	EFT	00019783	03/27/2025	869.56	UNIVERSAL AUTO GROUP 1
01	EFT	00019784	03/27/2025	2,715.99	TACOMA SCREW PRODUCTS INC
01	EFT	00019785	03/27/2025	160.75	TERRYBERRY COMPANY LLC
01	EFT	00019786	03/27/2025	23,477.07	THE WW WILLIAMS COMPANY LLC
01	EFT	00019787	03/27/2025	709.99	TITUS-WILL FORD SALES INC
01	EFT	00019788	03/27/2025	18,276.31	THE AFTERMARKET PARTS CO LLC
01	EFT	00019789	03/27/2025	434.00	TRAVIS LOSS
01	EFT	00019790	03/27/2025	1,990.61	WESMAR COMPANY INC
01	EFT	00019791	03/27/2025	4,998.27	DOBBS HEAVY DUTY HOLDINGS LLC
01	EFT	00019792	03/27/2025	2,294.80	ASSOCIATED PETROLEUM
01	EFT	00019793	03/27/2025	578.30	WORLDPAC INC
01	EFT	00019794	03/27/2025	225.00	WASHINGTON STATE TRANSIT ASSOC
01	EFT	00019795	03/27/2025	2,713.82	XEROX CORPORATION
01	EFT	00019796	03/27/2025	580.20	ZAYO GROUP HOLDINGS INC
01	EFT	00019797	03/28/2025	424.00	ADRIAN JAFARI
01	EFT	00019798	03/28/2025	408.00	CHRISTOPHER PETERS
01	EFT	00019799	03/28/2025	424.00	COLE AUSTIN
01	EFT	00019800	03/28/2025	424.00	JUSTIN MILLER
01	EFT	00019801	03/28/2025	119.46	UNITED PARCEL SERVICE INC

Total Payments

\$6,691,040.78

**PIERCE TRANSIT
BOARD OF COMMISSIONERS
REGULAR BOARD MEETING MINUTES**

March 10, 2025

CALL TO ORDER

Chair Walker called the regular board meeting to order at 4:06 p.m.

ROLL CALL

Commissioners present:

Doug Fagundes, City of Fife Councilmember
(representing Fife/Milton/Edgewood/Pacific/Auburn/Ruston/Steilacoom)
John Hines, City of Tacoma Councilmember
Olgy Diaz, City of Tacoma Councilmember
Jim Kastama, City of Puyallup Mayor *(Mayor of the City of Puyallup)*
Ryan Mello, Pierce County Executive
Kristina Walker, Chair, City of Tacoma Councilmember
Jason Whalen, Vice Chair, City of Lakewood Mayor
Shannon Reynolds, City of Fircrest Mayor *(representing Fircrest, University Place, and Gig Harbor)*

Commissioners excused:

John Hoheusle, President of ATU 758, Represents IAM and ATU

Staff present:

Mike Griffus, Chief Executive Officer
Deanne Jacobson, Clerk of the Board
Mona Sullivan, Deputy Clerk of the Board

LAND ACKNOWLEDGMENT AND FLAG SALUTE

Chair Walker led attendees in the land acknowledgment, followed by the flag salute.

OPENING REMARKS AND HOUSEKEEPING ITEMS

Chair Walker welcomed board members, staff, and citizens to the meeting *(Commissioner Hines arrived at 4:02 p.m.)* and provided attendees with instructions for meeting participation.

PRESENTATIONS

1. Honoring Jose (Joe) Vasquez for Operator of the Month for February 2025

Assistant Transportation Manager Ron Makenzie honored Mr. Vasquez for being selected Operator of the Month for February 2025. He reported that Mr. Vasquez has

33 years of service under his belt, is a dedicated public servant, and is a member of the Million Miler club.

Mr. Vasquez was presented with a congratulatory letter and Operator of the Month certificate.

Mr. Vasquez expressed his appreciation for receiving the honor and thanked all of the Pierce Transit staff that work behind the scenes and support him.

On behalf of the Board, Chair Walker congratulated Mr. Vasquez and thanked him for his service and dedication.

PUBLIC COMMENT

Chair Walker provided participation instructions to the public and opened public comment.

No public comment was provided, and public comment was closed.

CONSENT AGENDA

(Items listed below were distributed to Commissioners in advance for reading and study and are enacted with one motion. Item(s) may be moved to the Action Agenda at the request of a commissioner.)

Commissioners Whalen and Fagundes **moved** and seconded to approve the consent agenda as presented.

Motion **carried**, 9-0.

1. Approval of Vouchers, February 1-28, 2025
Operating Fund #10
Self-Insurance Fund #40
Capital Fund #90
Payment Nos. 385134 through 385330
Wire Nos. 19277 through 19532
Total \$7,060,528.68
2. Approval of Minutes: February 10, 2025, regular meeting

ACTION AGENDA

1. **FS 2025-011, Approve Resolution No. 2025-004, Authorizing the Chief Executive Officer to Enter Into and Execute the Collective Bargaining Agreement (CBA) with the International Association of Machinists and Aerospace Workers, Local 297, for the period of January 1, 2025, Through December 31, 2027, in Substantially the Same Form as Exhibit A**

Labor Negotiator Kendra Brokman presented on the item. She provided an overview of the contract negotiation process and advised that the contract includes a

10 percent increase for year one and a three percent increase for years two and three. She advised the contract applies to approximately 15 employees. She reviewed the significant terms that were bargained and reported that many of the terms support work life balance matters for employees.

Ms. Brokman responded to general questions.

Commissioners Mello and Ayala **moved** and seconded to approve Resolution No. 2025-004, authorizing the Chief Executive Officer to enter into and execute the Collective Bargaining Agreement (CBA) with the International Association of Machinists and Aerospace Workers, Local 297, for the period of January 1, 2025, through December 31, 2027, in substantially the same form as Exhibit A.

Motion **carried**, 9-0.

- 2. FS 2025-012, Approve Resolution No. 2025-005, Appointing William Terrance and Day-Z Gould-Wong to a CTAG term beginning April 24, 2025, and Ending April 27, 2028, and Brett Simon to a CTAG Alternate Term Beginning May 22, 2025, for any Vacancy That Occurs Within the Next 12 Months**

Community Development Administrator Rachel Holzhaueser presented on the item. She gave a recap of the purpose of the CTAG committee, provided an overview of the recruitment process, and reviewed the background and experience of the applicants.

Commissioners Fagundes and Ayala **moved** and seconded to approve Resolution No. 2025-005, appointing William Terrance and Day-Z Gould-Wong to a CTAG term beginning April 24, 2025, and ending April 27, 2028, and Brett Simon to a CTAG alternate term beginning May 22, 2025, for any vacancy that occurs within the next 12 months.

Motion **carried**, 9-0.

DISCUSSION

- 1. Service Scenarios Identified in the Proposed Long Range Plan – Destination 2045 Remaining Questions from the Joint Board of Commissioner/Community Transportation Advisory Group Meeting Held on January 24, 2025**

Chair Walker reoriented the commissioners with the Long Range Plan scenarios and related discussions that occurred at the Joint Board of Commissioner/CTAG meeting held January 24. She advised that summaries of the conversations that occurred by CTAG and the Board will be distributed to the Board over the next few weeks.

CEO Griffus advised that in response to feedback from the Board, CTAG, and municipal planning partners Pierce Transit has extended the Destination 2045 Long Range Plan development schedule by two months. He advised a public hearing will be held May 12, with formal adoption scheduled for June 9.

STAFF UPDATES:

1. CEO's Report

CEO Mike Griffus reported on the following:

- The March 30th service change will include the addition of 14 trips to Route 1; 12 trips to Route 3, with more trips being added to other routes. Service will be restored to all Sound Transit Express service that was reduced in March 2024. The agency is also preparing to serve the new transit center in Feder Way that is scheduled to open March 29.
- An update on the Hardship Assistance Response Team (HART) Program will be provided at the April 14th board meeting.
- Reminded the commissioners to RSVP for the upcoming 45th Year Celebration that is being held on April 14th just prior to the Regular Board meeting.
- Introduced the agency's new Government Relations Administrator Curt Kohlwes, who joined Pierce Transit on February 24th, and gave an overview of his background and experience.

Mr. Kohlwes provided additional introductory remarks and expressed his enthusiasm for joining Pierce Transit.

2. Update on Status of Pending Grants

Planning Manager Tina Lee provided an update on the changes that are occurring at the federal level that may potentially affect current and/or future grants that Pierce Transit receives or has applied for. She reminded attendees that Pierce Transit is funding its green initiatives through grant funds and advised that there are three grants that the agency continues to monitor.

Ms. Lee advised that due to the uncertainty with State funding, Pierce Transit is asking for reappropriation of various grants and will continue to monitor these grants.

Ms. Lee advised that the grants funded with formula funds appear to be fairly safe and the agency will continue to monitor these grants.

INFORMATIONAL BOARD ITEMS

1. Chair's Report

Chair Walker reported on the following:

- The next Executive Finance Committee meeting is scheduled for March 20, 2025, at 3:00 p.m.
- Provided an update on the Regional Fare Forum meeting that was held on February 24. She advised that there will be eight meetings scheduled over the next six to eight months and information will be shared as it becomes available.

2. Sound Transit Update

Commissioner Mello reported that the Sound Transit Board has been focused on selecting the new Chief Executive Officer, and the Board is on schedule to make a decision at the end of March. The Draft Environmental Impact Statement process is underway for the Tacoma Dome Link Extension (TDLE), with key stakeholders providing input. Alignment decisions for the TDLE are expected to occur in late spring, early summer 2025.

Announced the new ORCA Regional Day Pass fare structure that went into effect in March.

Sound Transit is embarking on a beta test for the “Sound Ride Guide” trip planner for Sound Transit services.

Chair Walker added additional comments noting that Hunter George from the City of Fircrest was recently appointed to the Sound Transit Board.

3. Puget Sound Regional Council Transportation Policy Board (TPB) Update

Chair Walker reported on the work that is underway this year, highlighting that they are sorting through the funding issues as result of the changes at the federal level. She announced that the Regional Safety Action Plan is open for public comment, and the TPB has began working on the Regional Transportation Plan that should be ready at the end of the year.

She closed her remarks by announcing that the Puget Sound Regional Council has a good amount of reserves to help weather the uncertainties or reduced funding that may occur at the federal level.

4. Committee Chair Reports

No reports.

5. Commissioners’ Comments

No comments.

EXECUTIVE SESSION

There was no executive session held.

ADJOURNMENT

Commissioners Whalen and Mello **moved** and seconded to adjourn the meeting at 4:41 p.m.

Motion **carried**, 9-0.

Deanne Jacobson
Clerk of the Board

Kristina Walker, Chair
Board of Commissioners

1st Quarter 2025 Contracts Report

Report to Board of Commissioners
 Sole Source Over \$10,000 Approved by the CEO
 Contracts and Amendments - \$100,000 to \$200,000 Approved by the CEO

Sole Source Over \$10,000			
Name & Contract #	Explanation	Amount	Eff. Date
Indian Head Industries/MGM Brakes E2120	E-stroke electric bus brake system training	\$20,000.00	1.23.25
Contracts and Amendments - \$100,000 to \$200,000			
Name & Contract #	Explanation	Amount	Eff. Date
Trimble (eBuilder) E2207	Project and Contract Management software renewal for 2025	\$128,890.80	1.29.25
Metro Glass Co E2145	Unit priced on-call glass replacement contractor	\$200,000.00	1.12.25

Sole Source: A circumstance when the vendor is the sole provider of licensed or patented goods or services or has specialized knowledge or skill needed for a project when there is limited time and vendors with the expertise.

Pierce Transit «RUNNER»



**Runner Update-NTE Contract Request
BOC April 14, 2025**

Via Contract – New Not to Exceed Request

Via Contract Through February 2025

Total Paid \$2,894,565

Total Remaining 1,005,435

Budgeted Yearly Cost + CPI-U increase up to 3% 3,045,056

Total Not to Exceed – current 3,900,000

Additional Request Amount 3,200,000

Total Not to Exceed – new \$7,100,000



Comparison-Retired Routes and Runner

Runner vs Retired Routes	Annual Ridership	Annual Hours	Annual Cost	Cost Per Boarding	Cost Per Service Hour
North End Retired Routes	11,082	3,301	\$747,260	\$67	\$226
Ruston/Tideflats Runner	19,580	12,564	\$827,716	\$42	\$66
Puyallup Retired Routes	8,656	4,401	\$996,210	\$115	\$226
Puyallup Runner	5,362	10,770	\$709,528	\$132	\$66



Runner vs Other Services-Cost Per Boarding



SHUTTLE	\$64
Runner	\$59
Fixed Route	\$15
Rideshare	\$13

*No JBLM



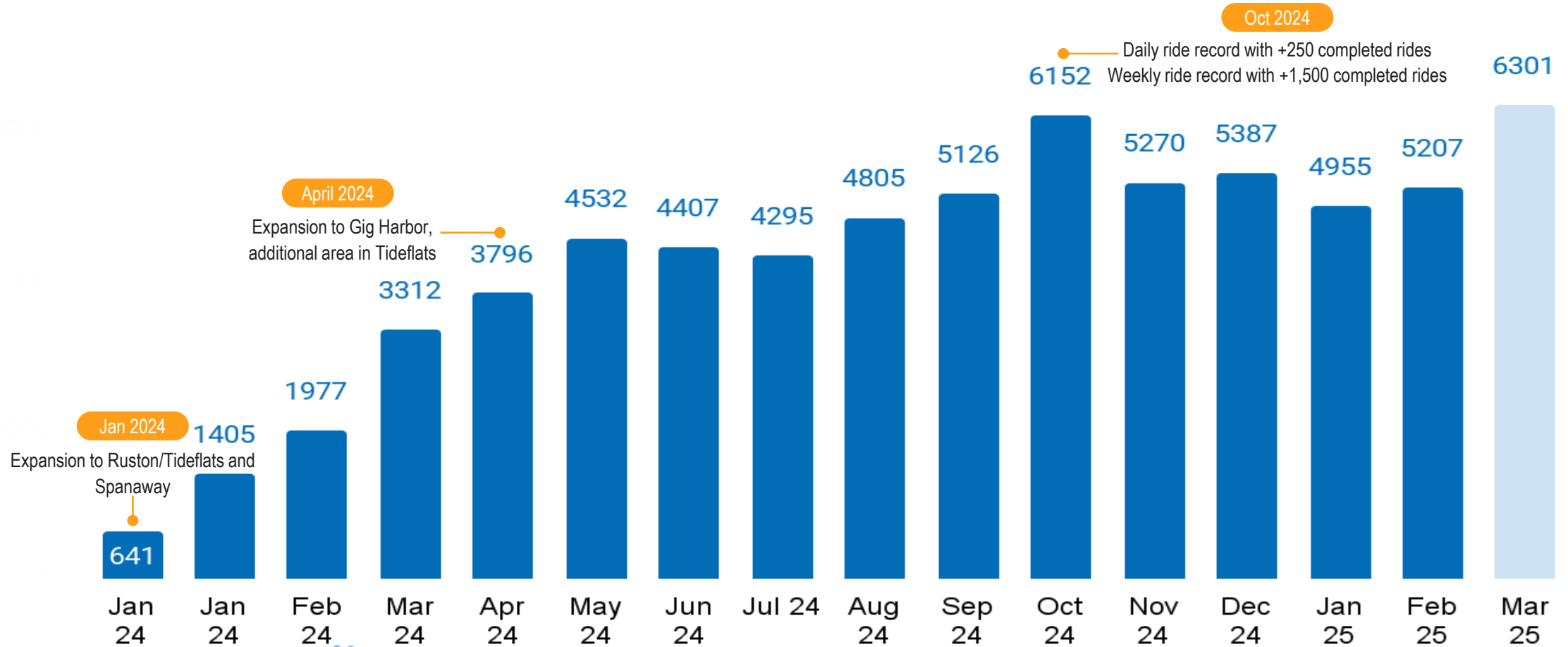
Runner 2023 vs 2024 Costs

Year	Expenses	Annual Ridership	Cost Per Boarding-No Burden
2023	\$1,347,946	13,536	\$100
2024	\$2,281,344	50,482	\$45

*No JBLM



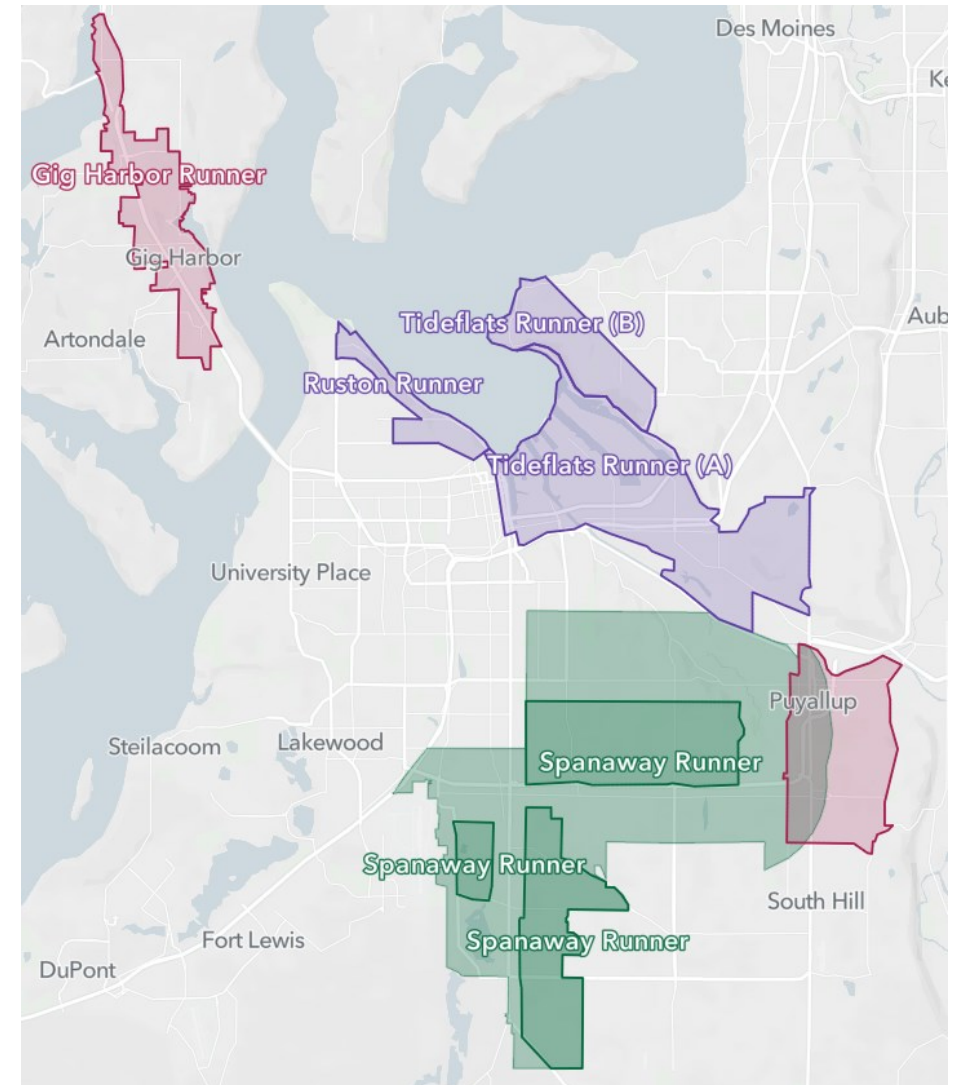
Ridership grew and then stabilized in Q4



Current Zones

Spanaway and Puyallup-

- Updated zones coming Summer 2025





Pierce Transit «RUNNER»



Sarah Streiffert, Specialized Transportation Administrator
253-983-3756
ssstreiffert@piercetransit.org

TITLE: Authority to Increase Contract No. 1750 with Via Transportation, Inc., to Continue to Provide Runner On-Demand Microtransit Transportation Services in Puyallup, Spanaway, Tideflats, Ruston, and Gig Harbor

DIVISION: Planning & Community Development

SUBMITTED BY: Sarah Streiffert, Specialized Transportation Administrator

RELATED ACTION:

FS 2023-041, Authorize a multi-year contract with Via Transportation, Inc., (Contract No. 1750) to provide on-demand microtransit services in Puyallup, Spanaway, Tideflats, and Ruston areas for a total contract spending authority of \$3,900,000.

ATTACHMENTS: N/A

RELATION TO STRATEGIC PLAN: Customer

BUDGET INFORMATION

Is it Budgeted? Yes / No

Project Name or Number: N/A

Operating Budget

Capital Budget

FUNDING SOURCES:	EXPLANATION:
<p>Current Contract Amount \$ 3,900,000</p> <p>This Contract Increase \$ 3,200,000 Amount</p> <p>New NTE Amount \$ 7,100,000</p> <p>There is approximately \$1,005,435.00 remaining under the current contract. The contract increase would cover services through June 2026 and includes a 3 percent CPI-U increase starting July 2025. The current contract expires June 2026.</p>	<p>The funds needed to cover the contract increase are budgeted to be paid by Pierce Transit local dollars unless the agency is successful in obtaining the pending grants listed below.</p> <ul style="list-style-type: none"> • Puyallup Runner: WSDOT Regional Mobility Grant of \$1,056,737 (requires 20% local match; July 2025 to June 2027). • Spanaway Runner: WSDOT Consolidated Grant of \$1,207,149 (requires 5% local match; July 2025 to June 2027). • Ruston/Tideflats/Gig Harbor Runner: WSDOT Consolidated Grant of \$2,828,805 (requires 5% local match; July 2025 to June 2027).

BACKGROUND:

Since 2021, Pierce Transit has been providing ADA-compliant Runner service via a third-party carrier to areas where fixed-route bus service is limited or infeasible, allowing customers access to public transit on-demand by calling in or using a smartphone application. The service was initially launched with one zone – Ruston, and has since expanded to Tideflats / Port of Tacoma, Spanaway-Parkland-Midland, Puyallup, and most recently Gig Harbor.

In 2023 the Pierce Transit Board authorized the current multi-year contract with Via Transportation, Inc., to provide Runner services to Ruston, Tideflats/Port of Tacoma, Spanaway-Parkland-Midland, and Puyallup. The contract also included provisions to expand zones and flexibility to transition some Runner service to direct agency operations using in-house drivers and vehicles.

Since the initial launch of Runner service and PostCovid, the customer demand for this type of service has been increasing as product awareness develops in communities and zones are expanded. In March 2024 the Tideflats zone was expanded and a new zone in Gig Harbor was added. Boardings in 2023 increased from 13,536 to 50,482 in 2024.

Due to increased demand for Runner service and the expansion of zones, additional funds are needed to continue this service through the end of the contract term of June 2026. Without the increase, funds are estimated to run out in June 2025.

RECOMMENDATION:

Staff requests authority to increase the contract amount with Via Transportation, Inc., in the amount of \$3,200,000 to provide Runner services in Puyallup, Spanaway, Tideflats, Ruston, and Gig Harbor through June 2026, for a new not to exceed contract authority amount of \$7,100,000.

ALTERNATIVES:

1. Do not authorize increasing the contract amount as presented. This is not recommended as this service provides a viable option where fixed route service is limited, and Runner service would then end June 2025.
2. Do not authorize the contract amount as presented and direct staff to transition the Runner service to be directly operated by Pierce Transit after the contract ends in June 2025. This is not recommended as the cost of operating the service in house would be significantly higher.

PROPOSED MOTION:

Move to: Authorize the Chief Executive Officer to increase the contract amount with Via Transportation, Inc., (Contract No. 1750) in the amount of \$3,200,000 to provide Runner services in Puyallup, Spanaway, Tideflats, Ruston, and Gig Harbor for a new total not to exceed contract spending authority amount of \$7,100,000.



Pierce Transit

Connecting you with life



HART

Hardship Assistance Response Team

Purpose



Hardship Assistance Response Team



Pierce
Transit



Pierce County
Human Services

The Hardship Assistance Response Team (HART) will respond to individuals encountered in our Pierce Transit (PT) service area, excluding the City of Tacoma, who may be in crisis to keep our passengers and employees safe. HART will consist of a Designated Crisis Responder (DCR) and a co-response from a Public Safety Officer (PSO) or Law Enforcement Officer (LEO). The DCR will attempt to provide them assistance with existing county resources.

HART's goal is to change how we manage individuals in crisis by keeping our values of being innovative, driven, responsible, and equitable in mind. By assisting people, on or near our transit system, in crisis with behavioral health resources, HART is directly aligned for our mission of improving people's quality of life by providing safe, reliable, and accessible transportation services that are locally based and regionally connected.

Designated Crisis Responder (DCR)

The DCR is an advocate for the individual, especially when they cannot advocate for themselves. They will respond to mental health, unhoused, disruptive and/or substance abuse crises in our Pierce County PT service area in the most effective, efficient, and safe manner possible.

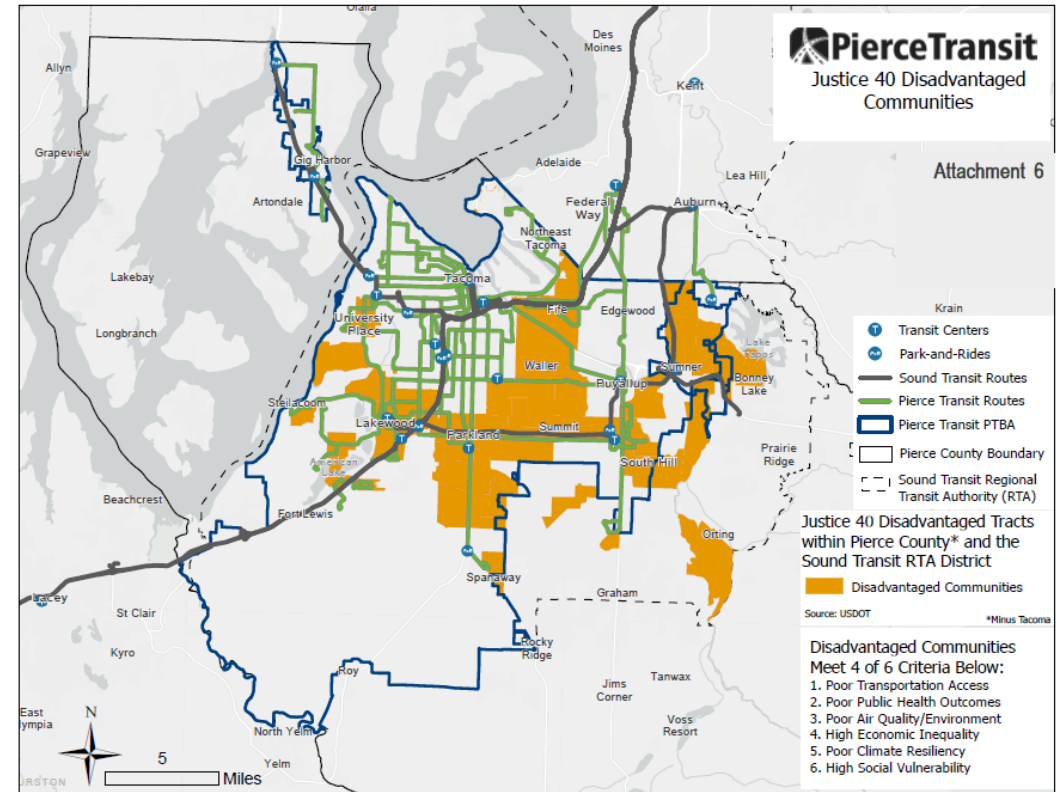
They will assess if an individual is a danger to themselves, passengers, employees, gravely disabled, or refusing necessary treatment. If criteria are met, the DCR can initiate involuntary commitment through a legal process. The DCR's role is to collaborate with Law Enforcement to determine the appropriate response for the individual. They will perform interventions to reduce hospitalizations, effectively link people with on-going mental health support services and other county resources.

Procedure

The DCR and a mandatory co-response from a PSO or LEO will respond to individuals within the local PT system, including coaches, routes, PT facilities to include Park and Rides, bus shelters and stops in PC, and within 200 yards of these locations. Once HART arrives on scene, they will determine the next steps to take.

Parameters

- Occur outside the City of Tacoma.
- On board any PT Coaches.
- On routes traveled in Pierce County.
- PT facilities including Park & Rides, bus shelters, and bus stops in Pierce County.
- They can be anywhere within 200 yards of these locations.



How to Report

Contacting HART

Agency personnel can request HART through the Comm Center, utilizing the radio system first or by calling 253-581-8109 if a radio is unavailable. The information requested will be:

- Location (date, time, etc.)
- Description
- Safety Concerns (known history, weapons, threats, pets)
- Situation

After-hours Requests

If Agency Personnel requests HART after-hours, the Comm Center will contact the MultiCare professional crisis line at 253-999-5590. The Comm Controller will be asked for the same information listed above in addition to their phone number (581-8109), and relationship (Pierce Transit) to the client – MultiCare will log this as a Pierce Transit request, allowing us to identify lost opportunities.


Who are possible HART candidates?

Anyone you observe exhibiting signs of an acute mental disorder and allegedly posing a danger to self, others, property, or are gravely disabled (unable to care for basic needs).

Signs to look for

- Volatile responses (hitting themselves, property, or others)
- Yelling
- Inability to emotionally regulate (calm down)
- Poor physical boundaries
- Extremely poor hygiene
- Underdressed for the weather
- Excessive Crying
- Physical injuries that may either be infected or self-inflicted
- Talking to self
- Responding to visual hallucinations
- Excessive property damage
- Not responding to directions due to a probable mental illness
- Vague statements about wanting to harm self or others
- Threats toward public figures

Accomplishments

- Completed contract with **MultiCare**  for DCR
- Obtained vehicle and equipment
- Hired a dedicated HART Program Specialist
- Collaborated with MultiCare on de-escalation training for PT employees
- PT Station tours with MultiCare BH Crisis Services Supervisor and MultiCare Director of Crisis Services
- Completed HART Program SOP and cards to distribute regarding program
- DCR hired – Will start April 22, 2025, here at the Agency



Comm Center: 253-581-8109
Crisis Line (After Hours): 253-999-5590

Information needed:

- Location (date, time, etc.)
- Description
- Situation
- Safety Concerns (history, weapons, threats, pets)

Signs to look for:

- Volatile Responses (hitting themselves, property, or others)
- Yelling
- Inability to emotionally regulate (calm down)
- Poor physical boundaries
- Extremely poor hygiene
- Underdressed for the weather
- Excessive crying
- Physical injuries that may either be inflicted or self-inflicted
- Talking to self
- Responding to visual hallucinations
- Excessive property damage
- Not responding to directions due to a probable mental illness
- Vague statements about wanting to harm self or others
- Threats toward public figures
- Anyone in a mental health and/or substance use crisis

Next Steps

- Complete HART Program Radio SOP
- Order DCR Uniforms
- Train DCR on PT systems
- Chief Roberts will meet with LE Police Chiefs
- Introduce DCR to specific departments and complete agency wide familiarization training for all employees.





Hardship Assistance Response Team



Pierce County
Human Services



HART

Logo and Vehicle

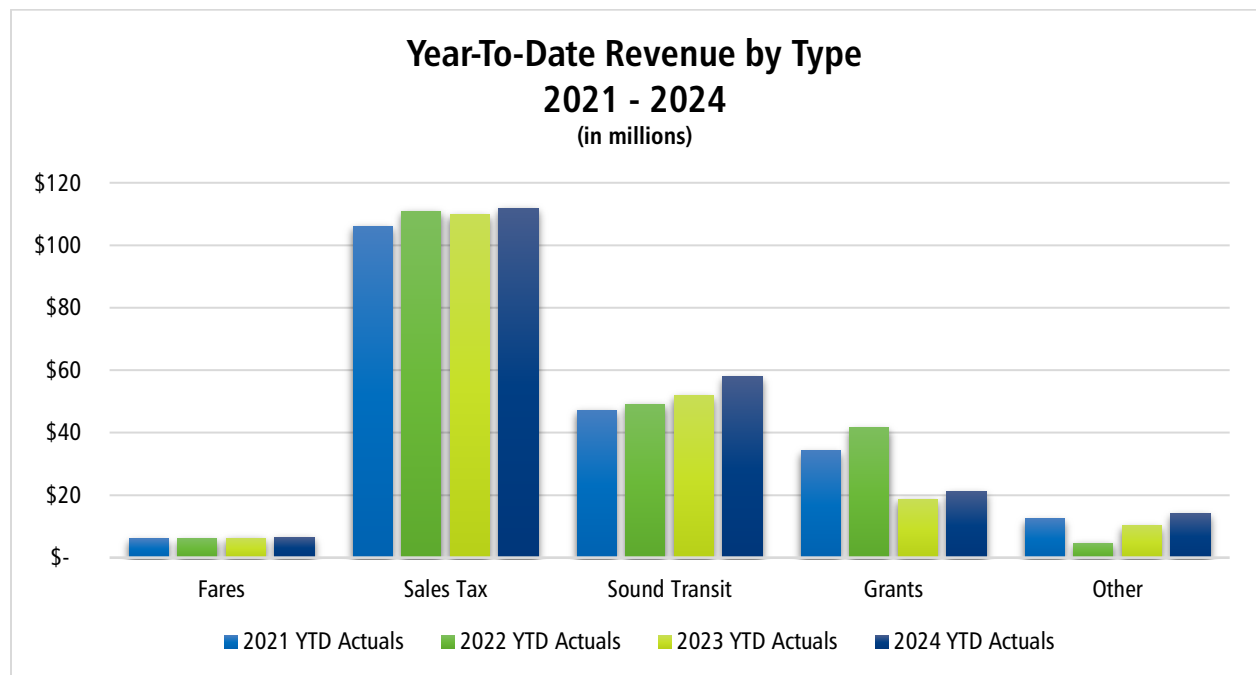
Pierce Transit
Preliminary Financial Report
01.01.2024 – 12.31.2024



Operating Revenues

As of December 31st, Pierce Transit has received 107.29% of the budgeted revenue. A comparison of operating revenue for three prior years and the 2024 Budget to Actuals are provided in the table below.

	2021 YTD Actuals	2022 YTD Actuals	2023 YTD Actuals	2024 Budget	2024 YTD Actuals	% of Budget Received
Fares	\$ 5,987,961	\$ 6,133,859	\$ 6,218,947	\$ 6,327,840	\$ 6,573,620	103.88%
Sales Tax	106,014,106	110,927,532	109,798,330	\$ 113,027,500	111,899,630	99.00%
Sound Transit	47,250,234	49,157,107	51,777,942	\$ 60,117,730	57,854,117	96.23%
Grants	34,233,034	41,593,479	18,657,061	\$ 16,158,210	21,071,758	130.41%
Other	12,415,301	4,683,897	10,152,692	\$ 1,404,240	13,994,134	996.56%
Total Operating Revenues	\$ 205,900,636	\$ 212,495,874	\$ 196,604,973	\$ 197,035,520	\$ 211,393,259	107.29%



Highlights from 4th Quarter:

Other revenue has the largest increases at 896.56% over the 2024 budget. The majority of this is earned interest from investments fueled by higher interest rates and higher amount of money in reserves due to over collecting revenues and underspending expenditures. Grants are above expected, due to those funded through Climate Commitment Act being billed at actual spending compared to equal reimbursements throughout the year to ensure the full amount of the grant could be billed. Fares, sales tax, and Sound Transit reimbursement are performing at the expected budgeted amounts.

Revenue Definitions

Fares – Revenues for actual services provided and include fixed route, SHUTTLE and Vanpool services. The current average fare per boarding is \$0.71. The last adult fare increase was in 2010.

Sales Tax – This revenue source provides most of our operating revenue and is based on taxable sales within the Pierce Transit Public Transportation Benefit Area. Currently, Pierce Transit only collects 0.6% of the 0.9% allowable sales tax rate.

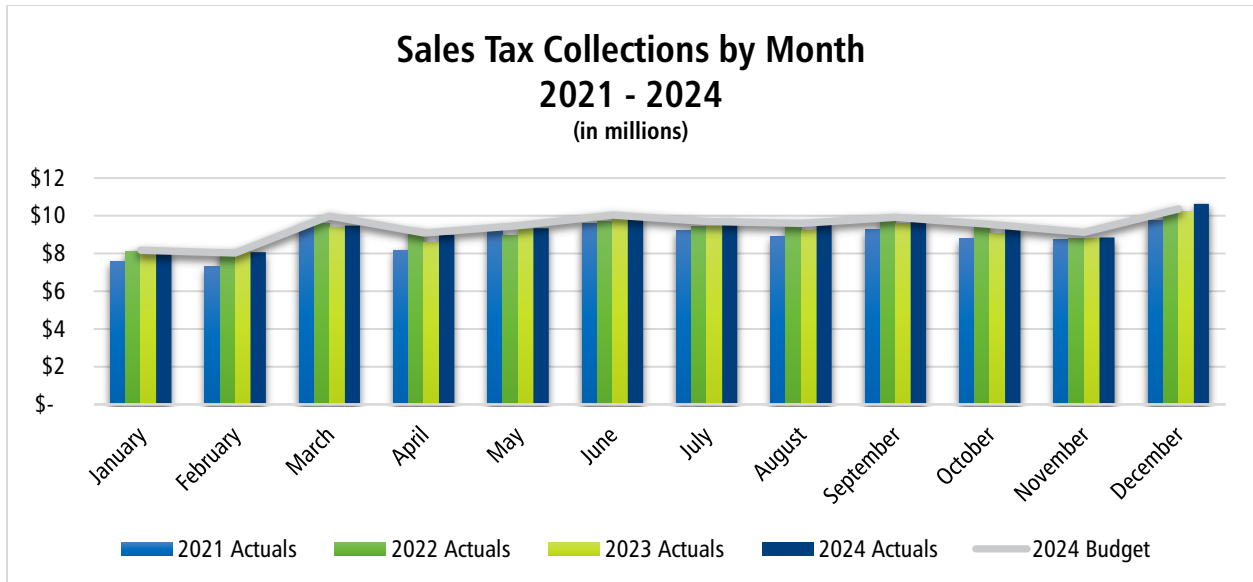
Sound Transit – Are reimbursable expenses for Pierce Transit providing regional transit service from Pierce to King County on behalf of Sound Transit. Reimbursements are based on the costs of services at an hourly rate for service hours required to provide the service.

Grants – Revenues to offset costs of running services. Included in grant revenues are Commute Trip Reduction and Special Needs Operations. These revenues are provided by Pierce County and Washington State.

Other – Other includes interest and advertising revenues that are received with more consistency as well as revenues that cannot be classified in one of the other revenue types.

Sales Tax Collections by Month

	2021 Actuals	2022 Actuals	2023 Actuals	2024 Budget	2024 Actuals	% of Budget Received
January	\$ 7,560,658	\$ 8,126,107	\$ 8,177,567	\$ 8,172,870	\$ 8,150,248	99.72%
February	7,296,946	8,108,303	8,115,984	8,026,200	8,075,504	100.61%
March	9,539,643	9,618,167	9,380,893	9,981,300	9,476,809	94.95%
April	8,167,998	9,280,481	8,587,248	9,090,730	8,990,369	98.90%
May	9,243,797	8,936,817	9,281,166	9,472,175	9,339,210	98.60%
June	9,587,077	9,684,670	9,964,047	10,040,661	9,909,429	98.69%
July	9,206,214	9,421,412	9,441,416	9,705,071	9,780,173	100.77%
August	8,885,088	9,526,356	9,220,604	9,592,439	9,527,924	99.33%
September	9,264,407	9,765,463	9,582,250	9,914,641	9,769,450	98.54%
October	8,786,442	9,529,305	9,057,537	9,542,580	9,386,925	98.37%
November	8,736,757	8,784,403	8,782,920	9,128,598	8,854,177	96.99%
December	9,739,080	10,146,049	10,206,699	10,360,235	10,639,413	102.69%
Total Sales Tax	\$ 106,014,106	\$ 110,927,532	\$ 109,798,330	\$ 113,027,500	\$ 111,899,630	99.00%



Sales tax is the largest revenue source for Pierce Transit. Historically, Pierce Transit year-over-year increases of approximately 6%. However, the last three years are settling closer to 2% increases year-over-year. This trend is expected to continue in the coming years.

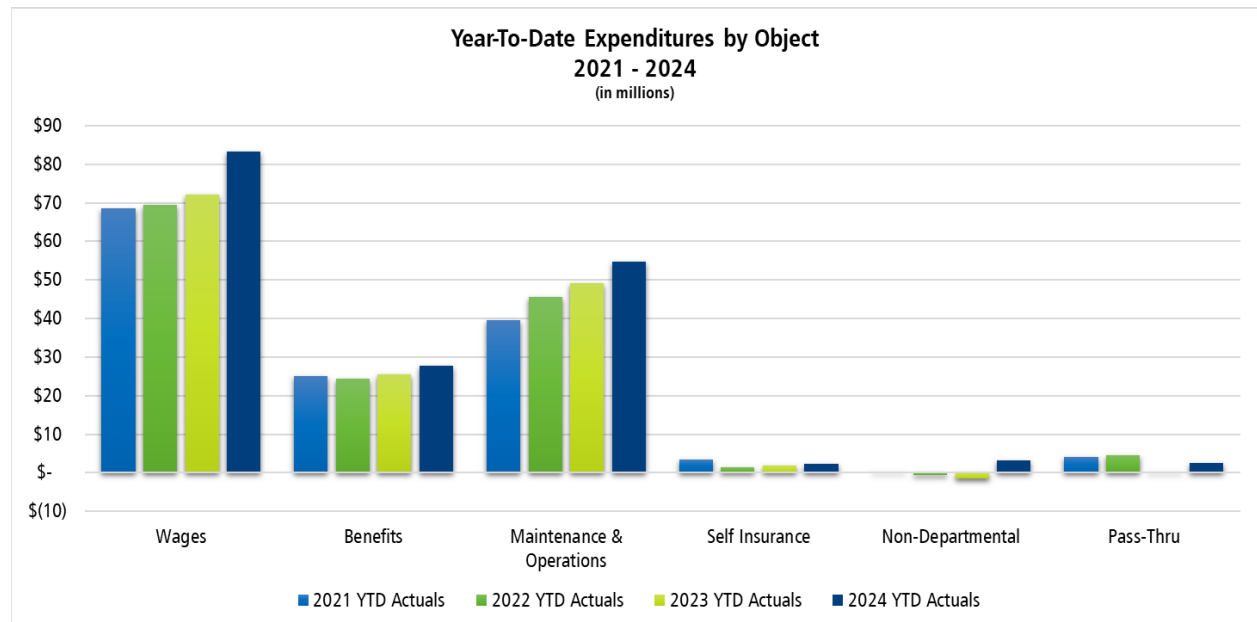
Collections are up 1.91%, or \$2,101,300 over year-to-date 2023 actuals.

Collections are down 1.00%, or \$1,127,870 over year-to-date 2024 budget.

Operating Expenditures by Object

As of December 31st, Pierce Transit has expended 89.83% of the budgeted expenditures. A comparison of operating expenditures for three prior years and the 2024 Budget and Actuals are provided in the table below. Non-Departmental Pass-Thru funds are payments made to Pierce County as part of the 5307 agreements.

	2021	2022	2023	2024		% of Budget Expended
	YTD Actuals	YTD Actuals	YTD Actuals	Budget	YTD Actuals	
Wages	\$ 68,615,578	\$ 69,548,564	\$ 72,031,633	\$ 94,062,320	\$ 83,197,646	88.45%
Benefits	\$ 24,993,805	\$ 24,384,688	\$ 25,481,168	\$ 33,253,880	\$ 27,697,630	83.29%
Total Personnel	\$ 93,609,383	\$ 93,933,253	\$ 97,512,801	\$ 127,316,200	\$ 110,895,276	87.10%
Maintenance & Operations	\$ 39,461,723	\$ 45,651,066	\$ 49,135,292	\$ 61,417,660	\$ 54,842,346	89.29%
Total Operating Expenditures	\$ 133,071,106	\$ 139,584,319	\$ 146,648,093	\$ 188,733,860	\$ 165,737,622	87.82%
Self Insurance	\$ 3,479,789	\$ 1,528,092	\$ 1,767,311	\$ 3,330,240	\$ 2,334,089	70.09%
Non-Departmental	\$ 3,187	\$ (526,166)	\$ (1,567,583)	\$ -	\$ 3,178,374	0.00%
Pass-Thru	\$ 4,063,915	\$ 4,463,382	\$ -	\$ 1,326,210	\$ 2,471,166	186.33%
Total Expenditures	\$ 140,617,997	\$ 145,049,627	\$ 146,847,821	\$ 193,390,310	\$ 173,721,252	89.83%



Highlights from 4th Quarter:

Overall operating expenditures are under budget by 10.17% when compared to the annual budget. All categories, except Pass-Thru, are under budgeted expectations. Our largest expense category is personnel costs, currently 64% of the overall expenditures. As of December 31st, we have a vacancy rate of 6.29%, which is attributing to the cost savings in wages and benefits categories.

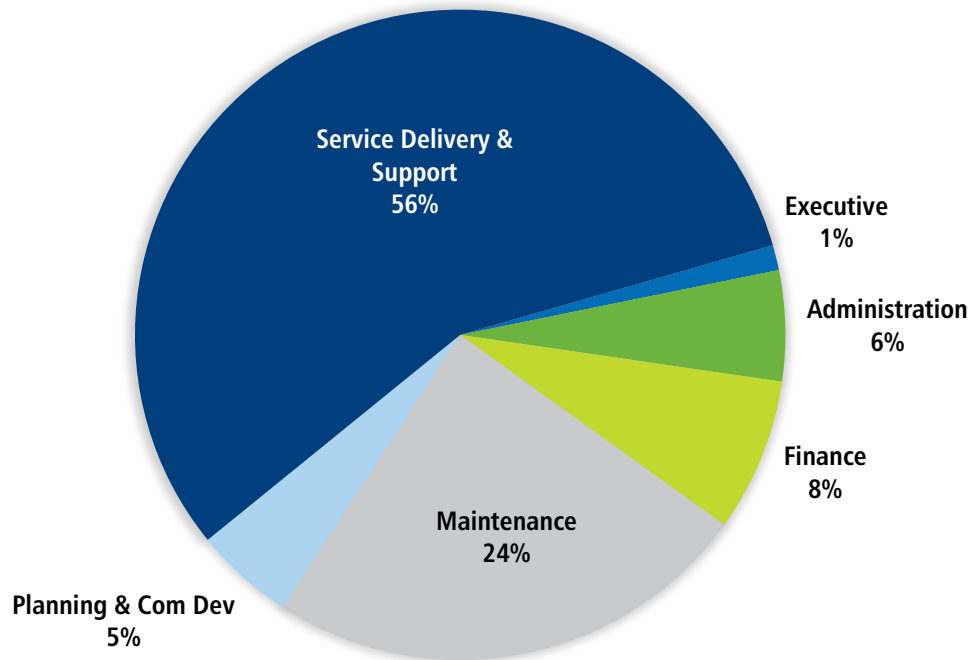
Non-departmental pass-thru payments have been made to Pierce County as part of the 5307 agreements. The amount is higher than budgeted by 86.33%. This due paying two years in 2024 as no payments were made in 2023.

Operating Expenses by Division

Pierce Transit consists of six divisions: Executive, Administration, Finance, Maintenance, Planning & Community Development, and Service Delivery & Support. All divisions are under the annual budget in the fourth quarter. Executive and Planning have the largest savings by percent, due to one-time expenditures planned for 2024 did not occur.

	2021	2022	2023	2024		% of Budget Expended
	YTD Actuals	YTD Actuals	YTD Actuals	Budget	YTD Actuals	
Executive	1,744,538	1,620,401	1,767,061	2,916,750	2,067,445	70.88%
Administration	6,781,367	7,955,836	8,193,131	11,563,090	9,112,499	78.81%
Finance	11,343,753	12,029,187	11,440,738	15,373,060	12,640,436	82.22%
Maintenance	32,430,018	35,139,901	35,594,068	42,728,460	40,211,919	94.11%
Planning & Com Dev	6,096,954	6,557,307	8,277,636	11,797,770	8,214,849	69.63%
Service Delivery & Support	74,674,476	76,281,686	81,375,459	104,354,730	93,490,474	89.59%
Subtotal Operating Expenditures	133,071,106	139,584,319	146,648,093	188,733,860	165,737,622	87.82%

OPERATING EXPENDITURES BY DIVISION 2024

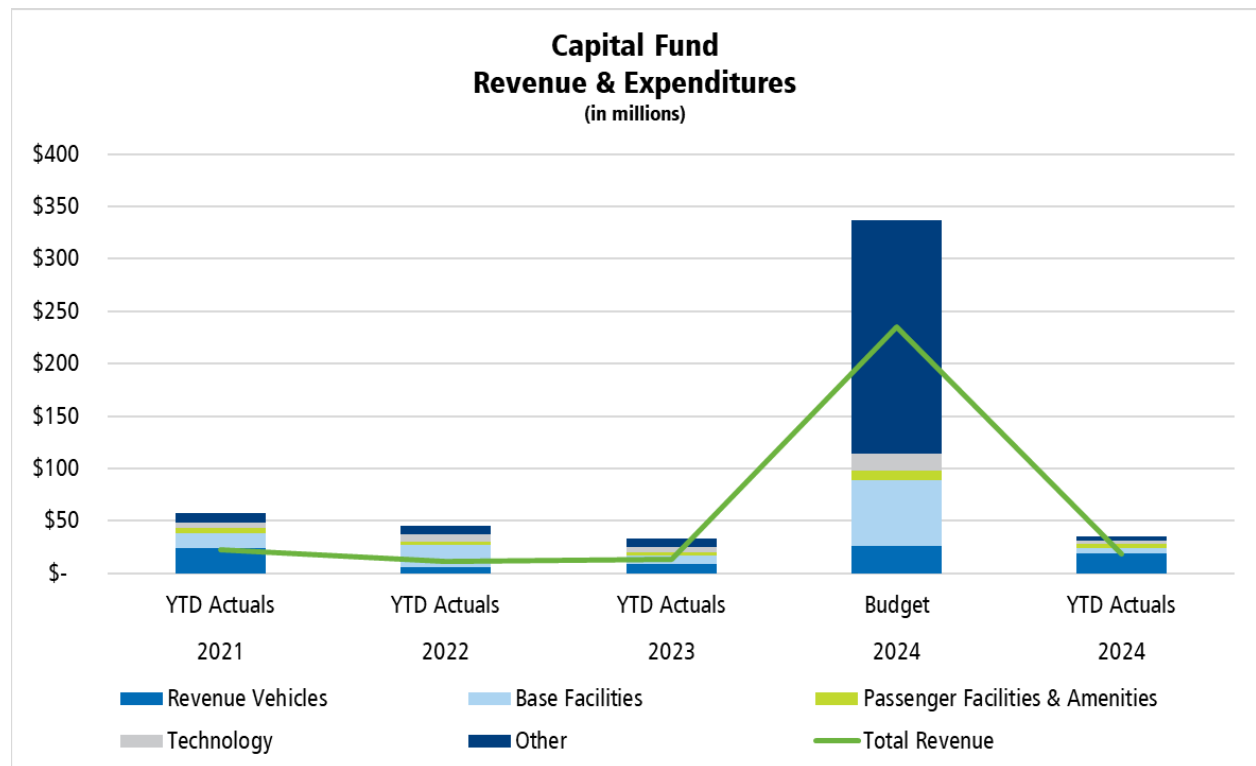


Capital Budget

Capital Fund is designated to provide funding and budgets for projects that meet the guidelines of capital, broadly defined as greater than \$10,000, or aggregate purchases over \$50,000, and useful life of more than one year. Capital projects are budgeted for the full amount in the year that they are added to the capital portfolio. Any unspent budgets are carried forward to the next budget year along with any remaining funding. Funding for projects is received from Federal, State, and other sources and is project specific. Expenditures over revenue are covered using reserves and transfers from the Operating Fund. Classifications of capital expenditures are defined by the National Transit Database (NTD).

	2021 YTD Actuals	2022 YTD Actuals	2023 YTD Actuals	2024 Budget	2024 YTD Actuals
Revenue					
Interest	\$ 60,408	\$ 498,615	\$ 2,004,497	\$ 175,000	\$ 147,660
Grants	22,089,750	11,105,464	11,568,243	234,631,590	18,285,820
Total Revenue	\$ 22,150,158	\$ 11,604,080	\$ 13,572,740	\$ 234,806,590	\$ 18,433,480
Expenditures					
Revenue Vehicles	\$ 23,610,313	\$ 5,699,755	\$ 8,873,460	\$ 26,452,730	\$ 19,005,265
Base Facilities	14,542,631	21,613,380	8,606,697	61,899,580	4,880,848
Passenger Facilities & Amenities	5,237,629	2,464,047	2,900,555	9,831,360	3,855,493
Technology	4,704,589	7,419,340	4,872,999	15,595,150	3,150,412
Other	9,473,279	8,559,005	7,469,575	223,540,660	4,524,287
Total Expenditures	\$ 57,568,440	\$ 45,755,527	\$ 32,723,285	\$ 337,319,480	\$ 35,416,306
Net Income (Loss)	\$ (35,418,282)	\$ (34,151,447)	\$ (19,150,545)	\$ (102,512,890)	\$ (16,982,826)

% Covered by Outside Funding	38.37%	24.27%	35.35%	69.56%	51.63%
------------------------------	--------	--------	--------	--------	--------



Summary

Overall, the revenues outpaced the expenditures and added approximately \$20.7 million to our reserves that will be invested until needed for continued operations, planned system recovery and future capital investments.

Revenue	
Operating	211,393,259
Capital	18,433,480
Total	229,826,738
Expenditures	
Operating	173,721,252
Capital	35,416,306
Total	209,137,558
Net Income (Loss)	20,689,180

Reserve Requirements

Operating: A minimum of two months of agency operating expenditures of the current year and is currently \$32.6 million, plus \$1.2 million to protect the agency from self-insurance risks.

Capital: A minimum of 50% of the previous three years average of annual asset depreciation at any point in the Six-Year Financial Plan; 100% in the final year of the Six-Year Financial Plan and is currently \$8.0 million each year and \$16.0 million in the final year.

Budget Revisions & Amendments

Budget revisions are done when the approved budget moves from one account to another. Revisions do not have a financial impact on the agency budget. Budget revisions do require the Board of Commissioners' approval when capital projects are increased by \$50,000 or more cumulatively over the life of the project.

Budget amendments occur when unforeseen expenses are anticipated, and the agency budget is increased. Budget amendments require Board of Commissioner approval. Below is a list of changes made to the budget through 2024 and a table showing the new fund balances caused by the changes.

2024 Budget Summary											
Budget	Revenues & Other Sources						Expenditures & Other Uses			Original Ending Balance	Revised Ending Balance
	Original Beginning Balance	Balance Adjustments	Adjusted Beginning Balance	Original Budget	Amendments	Revised Budget	Original Budget	Amendments	Revised Budget		
Operating	154,432,880	(3,875,010)	150,557,870	196,924,850	110,670	197,035,520	199,325,870	138,340	199,464,210	152,031,860	148,129,180
Capital	66,537,730	14,846,630	81,384,360	59,749,030	(38,187,068)	21,561,962	118,286,760	(50,762,809)	67,523,951	8,000,000	35,422,371
Total	220,970,610	10,971,620	231,942,230	256,673,880	(38,076,398)	218,597,482	317,612,630	(50,624,469)	266,988,161	160,031,860	183,551,551

Fund	Item Description	Quarter	Beginning Fund Balance	Revenues	Transfers-In	Sources	Expenditures	Transfers-Out	Uses	Ending Fund Balance	Fact Sheet or Resolution #
Operating	Beginning Fund Balance Adjustment		(8,711,950)			-			-	(8,711,950)	N/A
	Increase Runner Services	2		110,670		110,670	138,340		138,340	(27,670)	N/A
			(8,711,950)	110,670	-	110,670	138,340	-	138,340	(8,739,620)	
Insurance	Beginning Fund Balance Adjustment		4,836,940			-			-	4,836,940	N/A
			4,836,940	-	-	-	-	-	-	4,836,940	
Capital	Beginning Fund Balance Adjustment		14,846,630			-			-	14,846,630	N/A
	Increase Project #652 - Shatterproof Film	1				-	4,632		4,632	(4,632)	N/A
	New Project #679 - Tire Mount Machine	1				-	13,190		13,190	(13,190)	N/A
	Close Project #510 - Hastus Upgrade	1				-	(29,884)		(29,884)	29,884	N/A
	Increase Project #676 - Bldg 5 Redesign	2				-	230,000		230,000	(230,000)	FS2024-021
	Close Project #655 - Puyallup Runner Vehicle	2		(110,670)		(110,670)	(138,340)		(138,340)	27,670	N/A
	Close Project #622 - Bus Repl 2022	2				-	(496,544)		(496,544)	496,544	N/A
	Close Project #656 - Vanpool Telematics	3		(57,740)		(57,740)	(115,480)		(115,480)	57,740	N/A
	Close Project #563 - BRT	3		(52,803,408)		(52,803,408)	(67,106,019)		(67,106,019)	14,302,611	N/A
	Increase Project #649 - Public Safety Vehicle	3				-	36,330		36,330	(36,330)	N/A
	Close Project #679 - Tire Mounting Machine	3				-	(3,282)		(3,282)	3,282	N/A
	Increase Project #624 - Support Vehicle Repl	3				-	1,841		1,841	(1,841)	N/A
	Close Project #662 - Evaporative Fans	3				-	(3,279)		(3,279)	3,279	N/A
	Close Project #641 - Comm Ctr Radio	3				-	(94,839)		(94,839)	94,839	N/A
	New Project #680 - Gantry Charging	3		14,784,750		14,784,750	16,963,830		16,963,830	(2,179,080)	FS2024-039
	Close Project #624 - Support Vehicle Repl	3				-	1		1	(1)	N/A
	Corrections Project #637 & #660 Shuttle	3				-	(13,870)		(13,870)	13,870	N/A
	Close Project #677 - Bldg 1 Training Room	3				-	(11,096)		(11,096)	11,096	N/A
			14,846,630	(38,187,068)	-	(38,187,068)	(50,762,809)	-	(50,762,809)	27,422,371	
	Grand Total		10,971,620	(38,076,398)	-	(38,076,398)	(50,624,469)	-	(50,624,469)	23,519,691	

Projects Closed in 2024

Project Name & Number	Budget	Actual	Difference
Hastus Upgrade – 510	\$961,975	\$932,091	-\$29,884
Commerce Tunnel Refurbishment – 524	\$3,635,363	\$3,590,040	-\$45,323
Backup Software – 543	\$120,000	\$103,100	-\$16,900
Corridor Speed & Reliability – 554*	\$4,500,000	\$1,862,908	-\$2,637,092
Bus Rapid Transit – 563*	\$236,900,000	\$29,321,346	-\$207,578,654
South Hill Transit Center – 571	\$1,807,028	\$1,691,450	-\$115,578
Support Vehicle Replacement – 606	\$292,463	\$286,561	-\$5,902
Vanpool Replacement 2021 – 611	\$814,118	\$423,589	-\$390,529
Commerce Bus Charging – 612	\$2,000,000	\$876,284	-\$1,123,716
Bus Replacement 2022 – 622	\$8,924,337	\$8,427,793	-\$496,544
Support Vehicle Replacement – 624	\$336,679	\$336,679	\$0
Vanpool Replacement 2022 – 628	\$1,453,062	\$992,406	-\$460,656
Comm Center Radio Consoles – 641	\$284,500	\$189,661	-\$94,839
Building 1 Iron Worker – 644	\$58,710	\$58,635	-\$75
Computer/Laptop Replacement – 647	\$332,750	\$61,542	-\$271,028
HART Vehicle – 648	\$78,000	\$39,176	-\$38,824
Puyallup Runner Vehicles – 655*	\$138,340	\$0	-\$138,340
Vanpool Telematics – 656*	\$200,000	\$84,520	-\$115,480
Evaporative Fans – 662	\$30,000	\$26,721	-\$3,279
Sand Blast Cabinet – 664	\$39,030	\$37,634	-\$1,396
SQL Server Database Monitoring – 667	\$27,310	\$17,199	-\$10,111
DriveCam Replacement – 672	\$264,300	\$254,331	-\$9,969
Bldg 1 Training Room Upgrade – 677	\$73,000	\$61,904	-\$11,096
Tire Mounting Machine – 679	\$13,190	\$9,908	-\$3,282
Total	\$263,284,155	\$49,685,478	-\$213,598,677

*Indicates that a project was canceled prior to completing full scope of work.